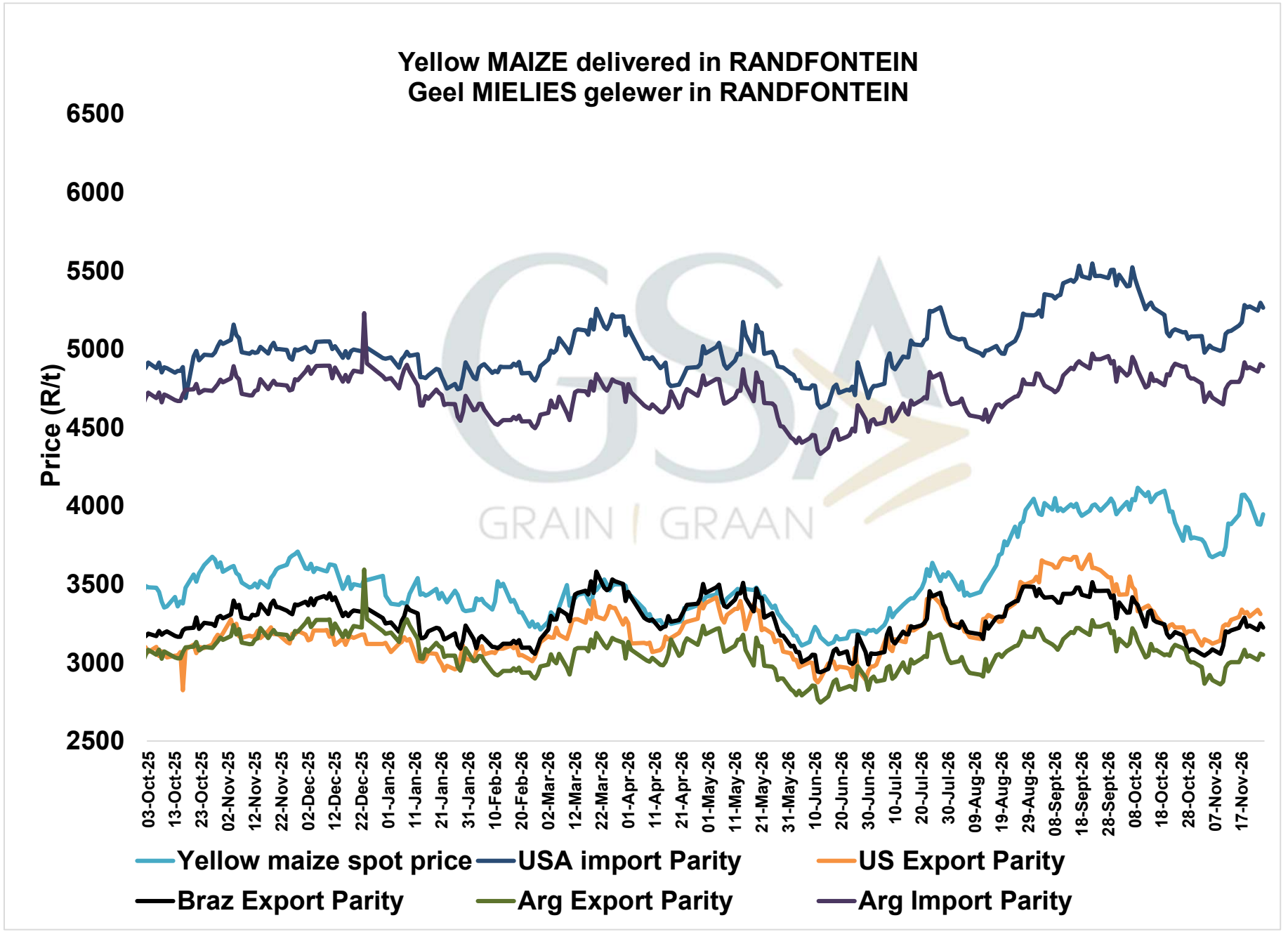
Yellow MAIZE delivered in RANDFONTEIN
Geel MIELIES gelewer in RANDFONTEIN
Price (R/t)
6500
6000
5500
5000
4500
4000
3500
3000
2500
03-Oct-25
13-Oct-25
23-Oct-25
02-Nov-25
12-Nov-25
22-Nov-25
02-Dec-25
12-Dec-25
22-Dec-25
01-Jan-26
11-Jan-26
21-Jan-26
31-Jan-26
10-Feb-26
20-Feb-26
02-Mar-26
12-Mar-26
22-Mar-26
01-Apr-26
11-Apr-26
21-Apr-26
01-May-26
11-May-26
21-May-26
31-May-26
10-Jun-26
20-Jun-26
30-Jun-26
10-Jul-26
20-Jul-26
30-Jul-26
09-Aug-26
19-Aug-26
29-Aug-26
08-Sept-26
18-Sept-26
28-Sept-26
08-Oct-26
18-Oct-26
28-Oct-26
07-Nov-26
17-Nov-26
Yellow maize spot price
USA import Parity
US Export Parity
Braz Export Parity
Arg Export Parity
Arg Import Parity
GRAIN | GRAAN

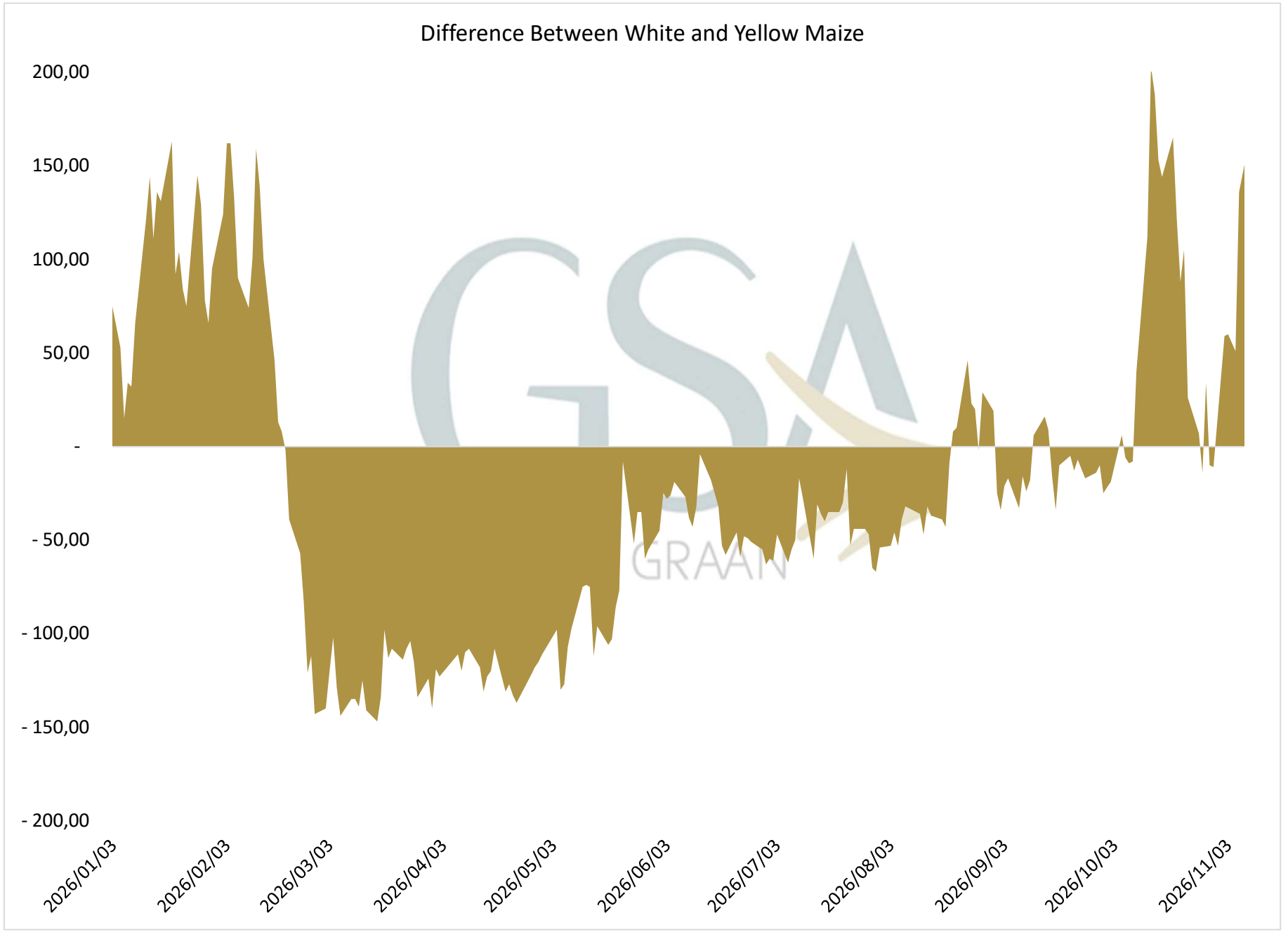
Difference Between White and Yellow Maize
200,00
150,00
100,00
50,00
-
- 50,00
- 100,00
- 150,00
- 200,00
2026/01/03
2026/02/03
2026/03/03
2026/04/03
2026/05/03
2026/06/03
2026/07/03
2026/08/03
2026/09/03
2026/10/03
2026/11/03

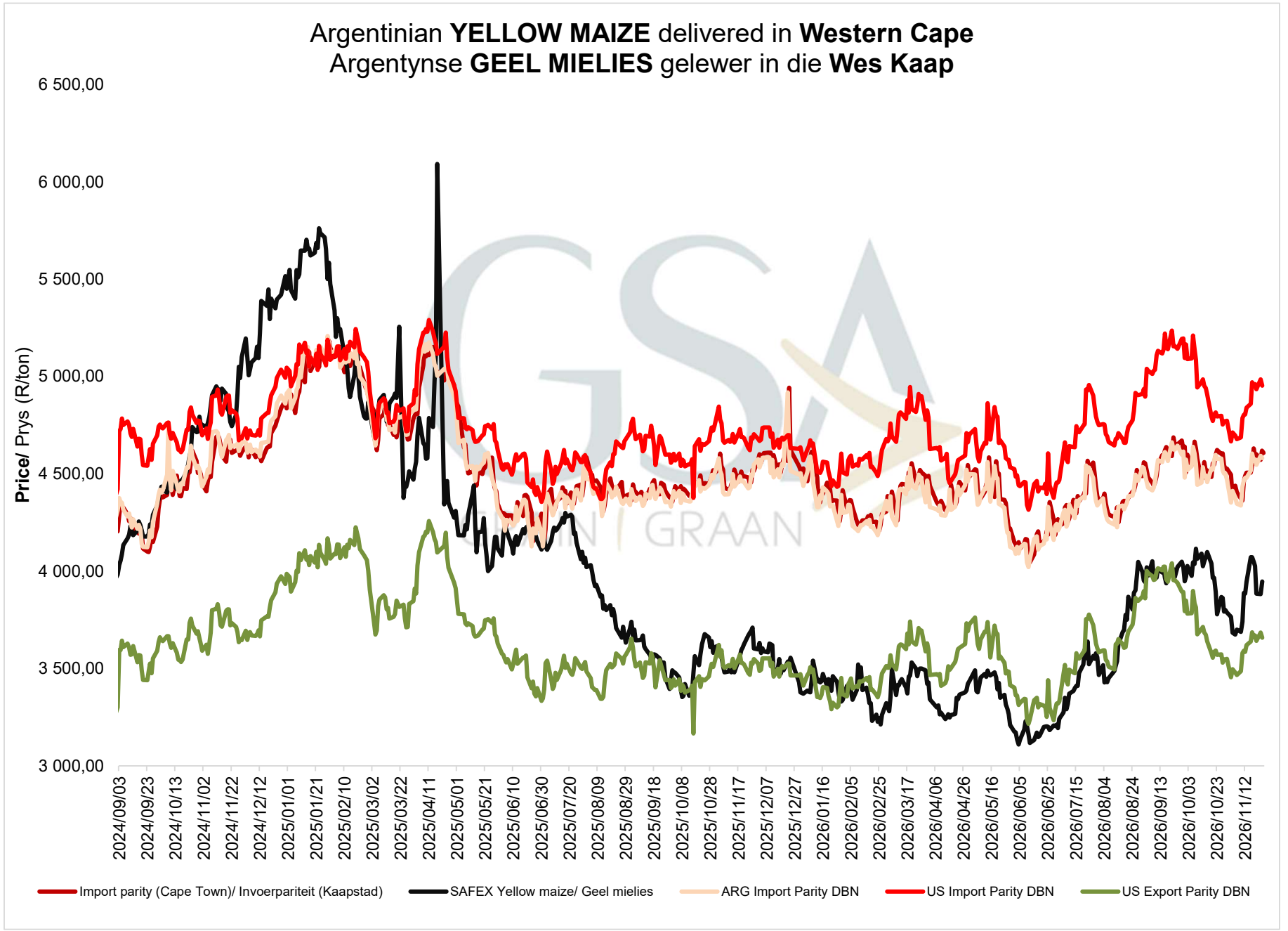
Argentinian **YELLOW MAIZE** delivered in **Western Cape**
Argentynse **GEEL MIELIES** gelewer in die **Wes Kaap**
Price/ Prys (R/ton)
6 500,00
6 000,00
5 500,00
5 000,00
4 500,00
4 000,00
3 500,00
3 000,00
2024/09/03
2024/09/23
2024/10/13
2024/11/02
2024/11/22
2024/12/12
2025/01/01
2025/01/21
2025/02/10
2025/03/02
2025/03/22
2025/04/11
2025/05/01
2025/05/21
2025/06/10
2025/06/30
2025/07/20
2025/08/09
2025/08/29
2025/09/18
2025/10/08
2025/10/28
2025/11/17
2025/12/07
2025/12/27
2026/01/16
2026/02/05
2026/02/25
2026/03/17
2026/04/06
2026/04/26
2026/05/16
2026/06/05
2026/06/25
2026/07/15
2026/08/04
2026/08/24
2026/09/13
2026/10/03
2026/10/23
2026/11/12
Import parity (Cape Town)/ Invoerpariteit (Kaapstad)
SAFEX Yellow maize/ Geel mielies
ARG Import Parity DBN
US Import Parity DBN
US Export Parity DBN

Spot price comparison of yellow- and white maize SAFEX contracts 2021-2026

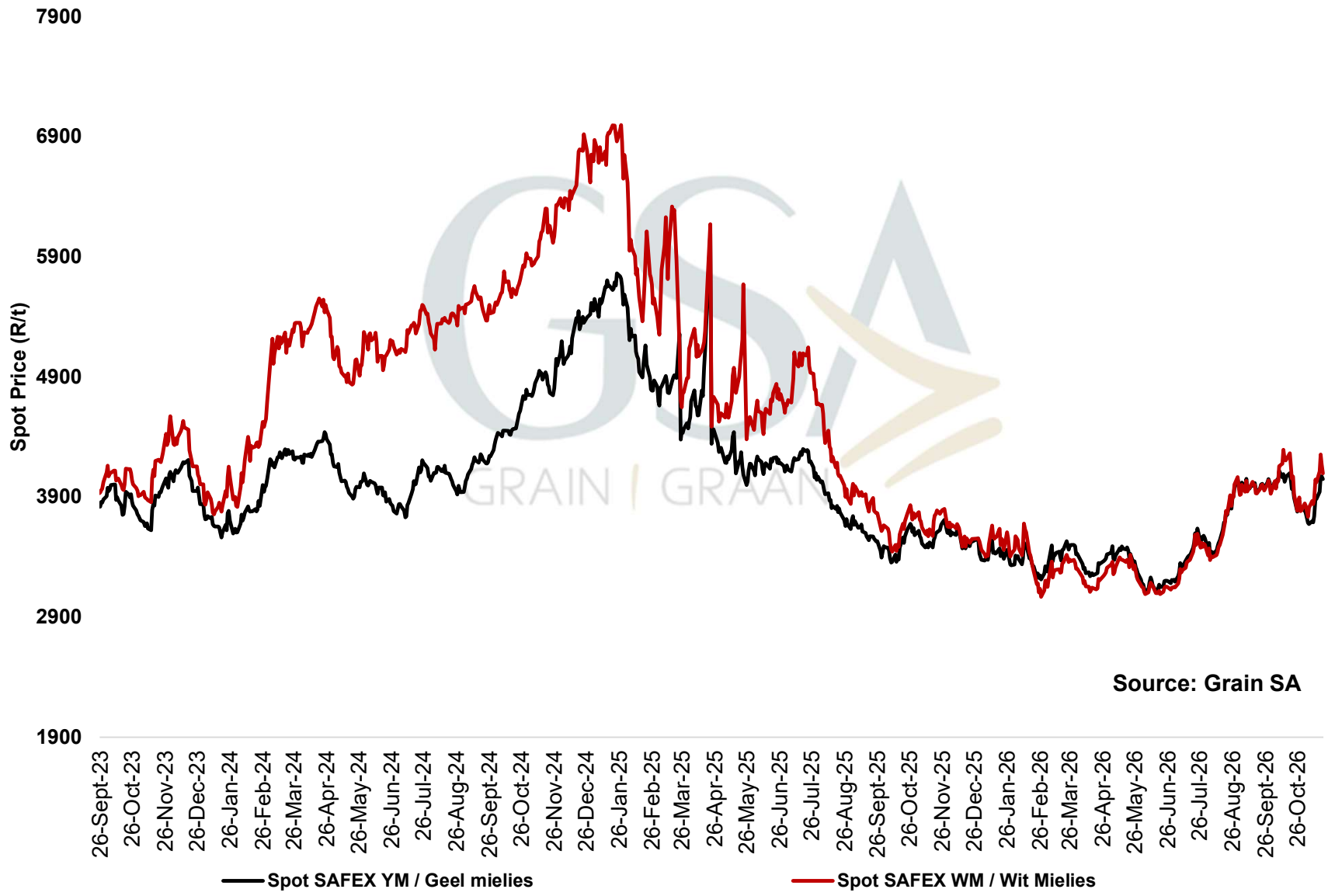

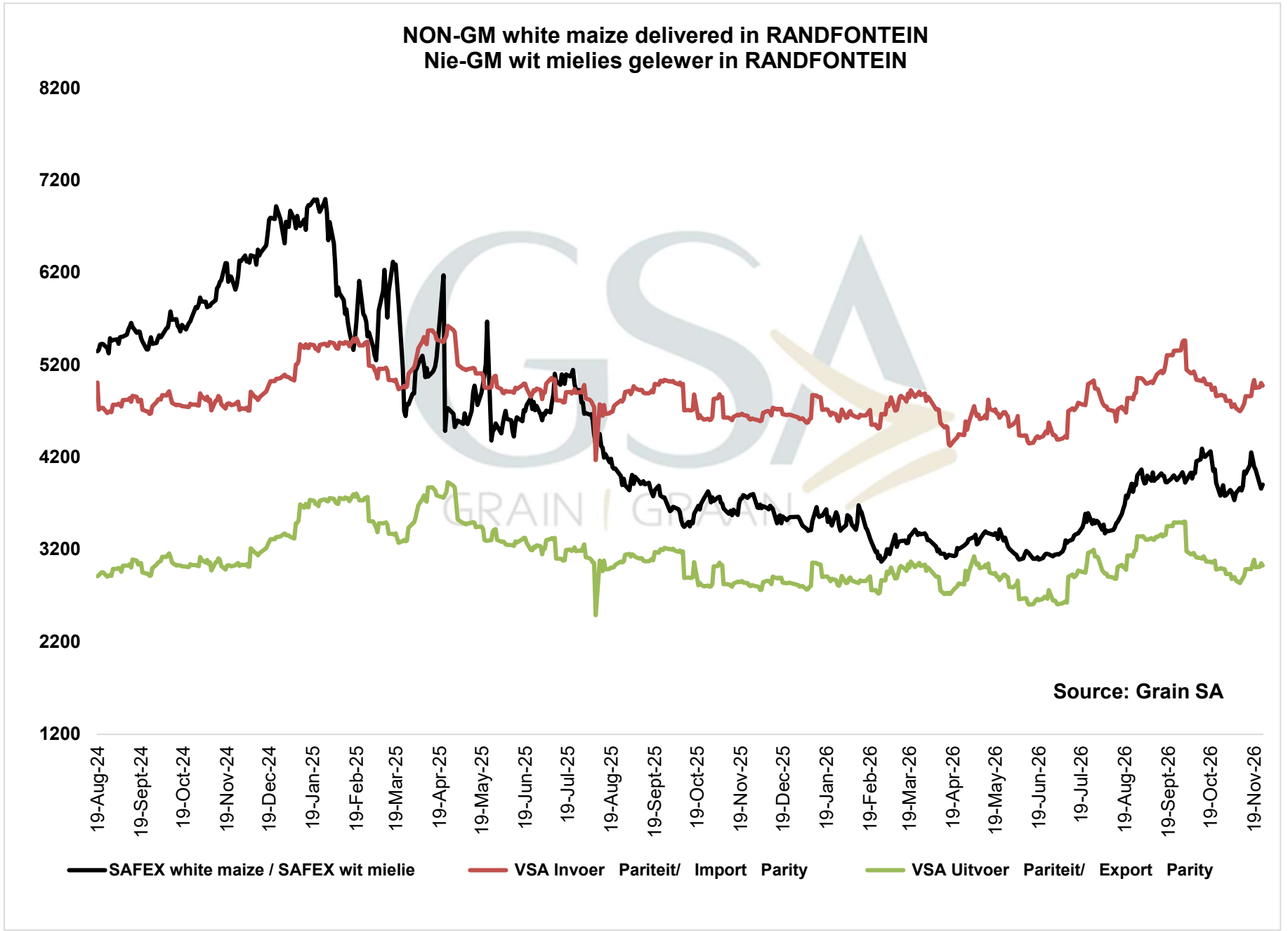
NON-GM white maize delivered in RANDFONTEIN
Nie-GM wit mielies gelewer in RANDFONTEIN
8200
7200
6200
5200
4200
3200
2200
1200
Source: Grain SA
19-Aug-24
19-Sept-24
19-Oct-24
19-Nov-24
19-Dec-24
19-Jan-25
19-Feb-25
19-Mar-25
19-Apr-25
19-May-25
19-Jun-25
19-Jul-25
19-Aug-25
19-Sept-25
19-Oct-25
19-Nov-25
19-Dec-25
19-Jan-26
19-Feb-26
19-Mar-26
19-Apr-26
19-May-26
19-Jun-26
19-Jul-26
19-Aug-26
19-Sept-26
19-Oct-26
19-Nov-26
SAFEX white maize / SAFEX wit mielie
VSA Invoer Pariteit/ Import Parity
VSA Uitvoer Pariteit/ Export Parity

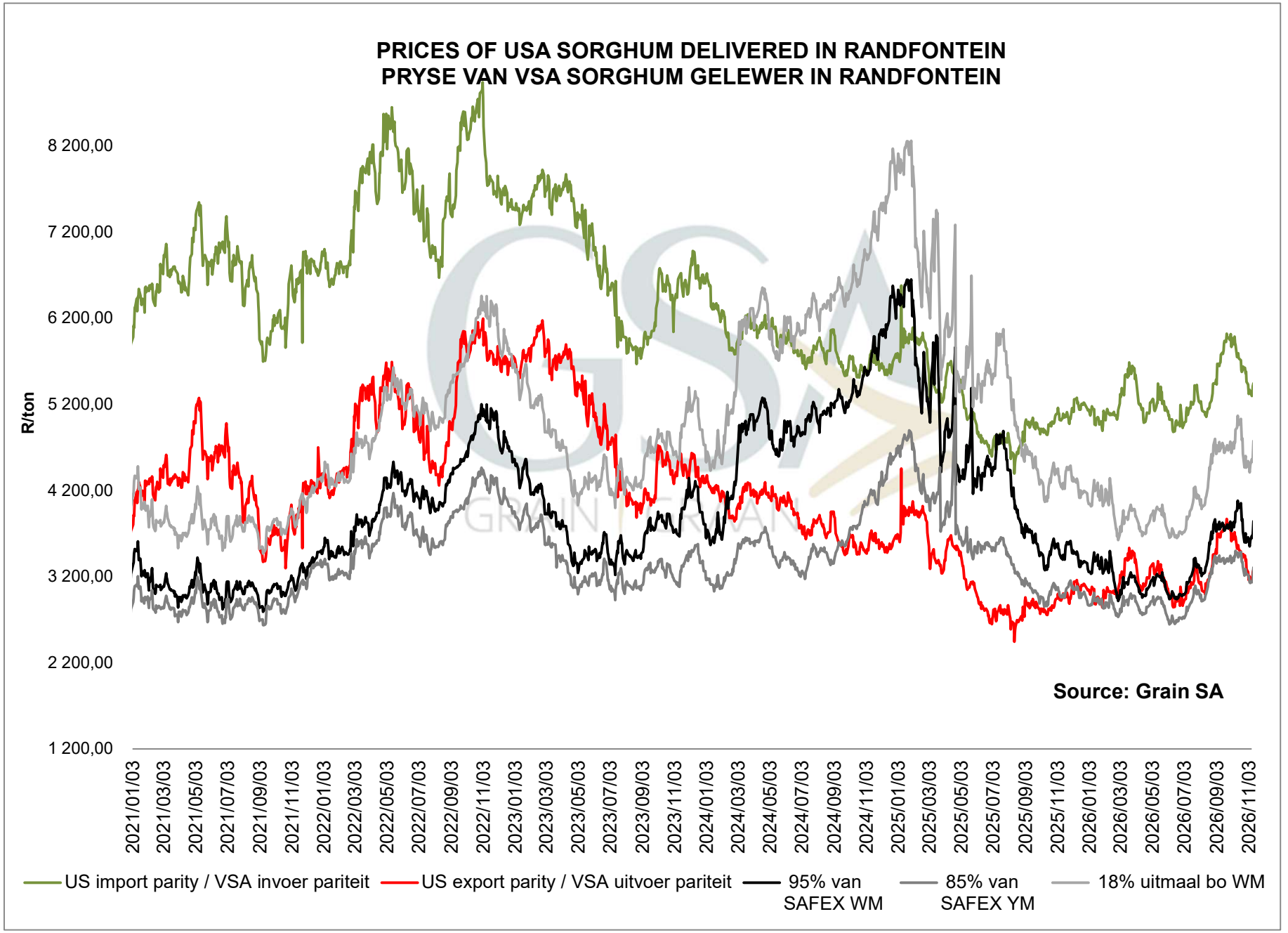
PRICES OF USA SORGHUM DELIVERED IN RANDFONTEIN
PRYSE VAN VSA SORGHUM GELEWER IN RANDFONTEIN
R/ton
8 200,00
7 200,00
6 200,00
5 200,00
4 200,00
3 200,00
2 200,00
1 200,00
2021/01/03
2021/03/03
2021/05/03
2021/07/03
2021/09/03
2021/11/03
2022/01/03
2022/03/03
2022/05/03
2022/07/03
2022/09/03
2022/11/03
2023/01/03
2023/03/03
2023/05/03
2023/07/03
2023/09/03
2023/11/03
2024/01/03
2024/03/03
2024/05/03
2024/07/03
2024/09/03
2024/11/03
2025/01/03
2025/03/03
2025/05/03
2025/07/03
2025/09/03
2025/11/03
2026/01/03
2026/03/03
2026/05/03
2026/07/03
2026/09/03
2026/11/03
Source: Grain SA
US import parity / VSA invoer pariteit
US export parity / VSA uitvoer pariteit
95% van SAFEX WM
85% van SAFEX YM
18% uitmaal bo WM

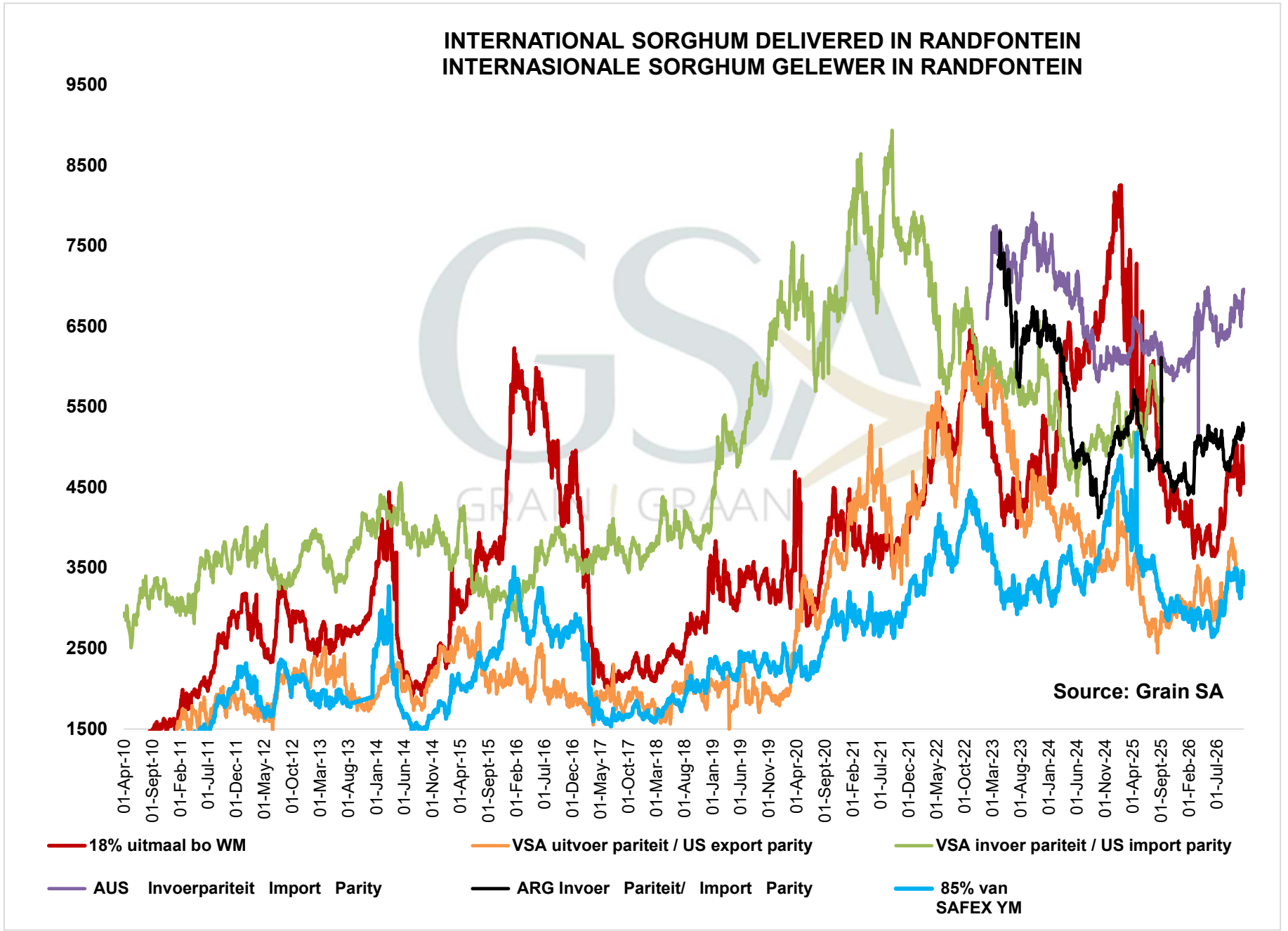
INTERNATIONAL SORGHUM DELIVERED IN RANDFONTEIN
INTERNASIONALE SORGHUM GELEWER IN RANDFONTEIN
9500
8500
7500
6500
5500
4500
3500
2500
1500
01-Apr-10
01-Sept-10
01-Feb-11
01-Jul-11
01-Dec-11
01-May-12
01-Oct-12
01-Mar-13
01-Aug-13
01-Jan-14
01-Jun-14
01-Nov-14
01-Apr-15
01-Sept-15
01-Feb-16
01-Jul-16
01-Dec-16
01-May-17
01-Oct-17
01-Mar-18
01-Aug-18
01-Jan-19
01-Jun-19
01-Nov-19
01-Apr-20
01-Sept-20
01-Feb-21
01-Jul-21
01-Dec-21
01-May-22
01-Oct-22
01-Mar-23
01-Aug-23
01-Jan-24
01-Jun-24
01-Nov-24
01-Apr-25
01-Sept-25
01-Feb-26
01-Jul-26
Source: Grain SA
18% uitmaal bo WM
VSA uitvoer pariteit / US export parity
VSA invoer pariteit / US import parity
AUS Invoerpariteit Import Parity
ARG Invoer Pariteit/ Import Parity
85% van SAFEX YM

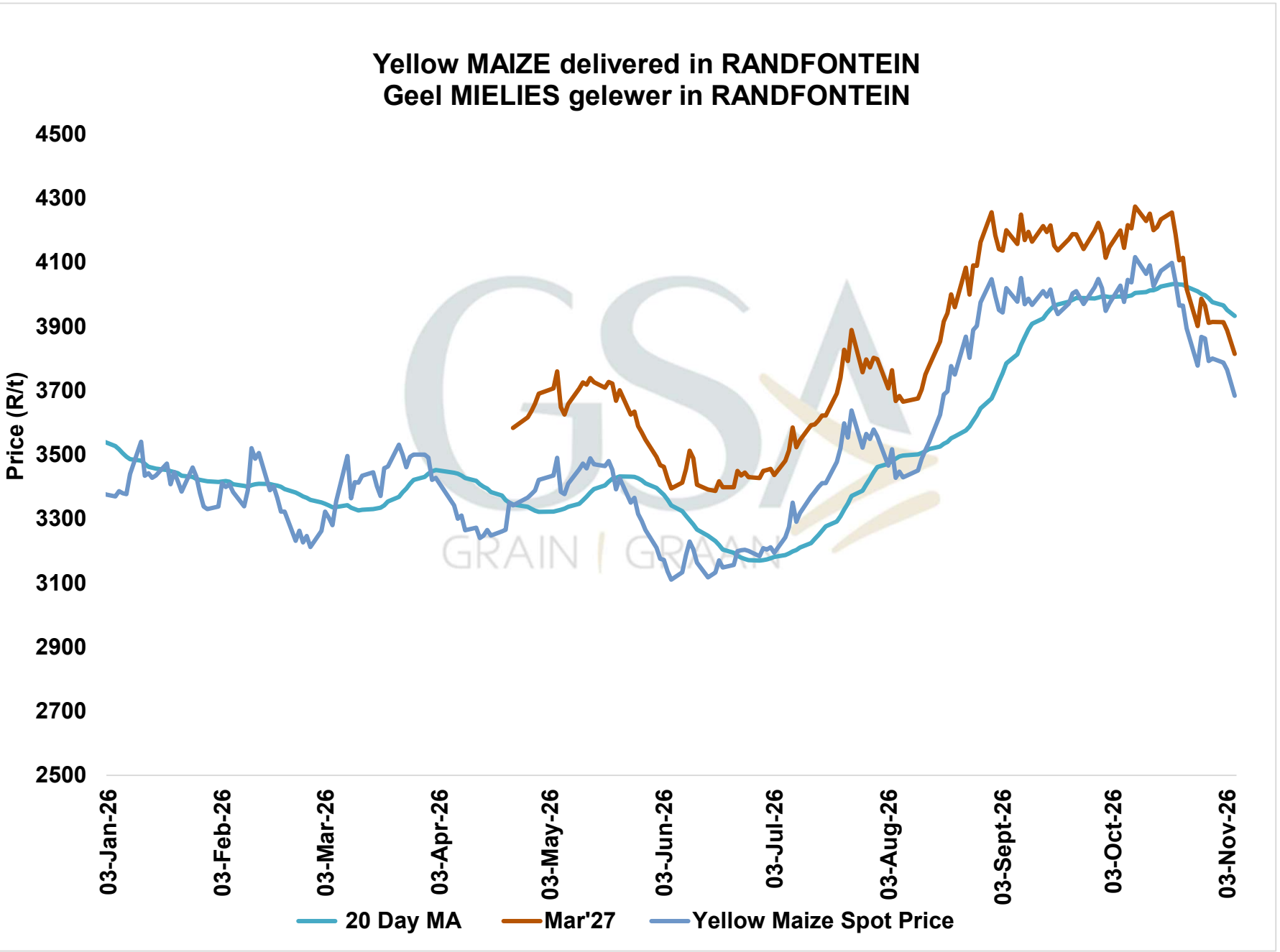
Yellow MAIZE delivered in RANDFONTEIN
Geel MIELIES gelewer in RANDFONTEIN
Price (R/t)
4500
4300
4100
3900
3700
3500
3300
3100
2900
2700
2500
03-Jan-26
03-Feb-26
03-Mar-26
03-Apr-26
03-May-26
03-Jun-26
03-Jul-26
03-Aug-26
03-Sept-26
03-Oct-26
03-Nov-26
20 Day MA
Mar'27
Yellow Maize Spot Price

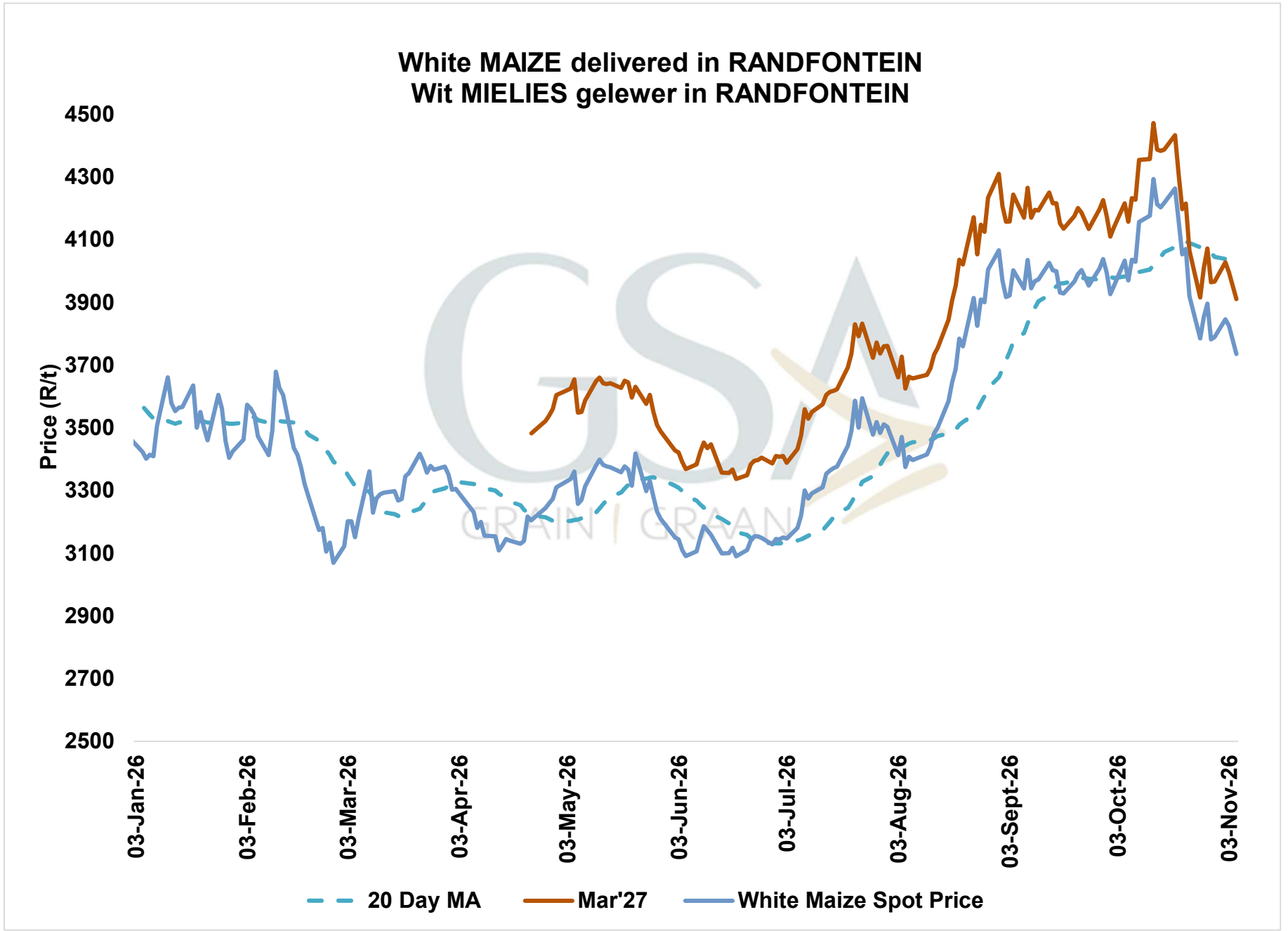
White MAIZE delivered in RANDFONTEIN
Wit MIELIES gelewer in RANDFONTEIN
Price (R/t)
4500
4300
4100
3900
3700
3500
3300
3100
2900
2700
2500
03-Jan-26
03-Feb-26
03-Mar-26
03-Apr-26
03-May-26
03-Jun-26
03-Jul-26
03-Aug-26
03-Sept-26
03-Oct-26
03-Nov-26
20 Day MA
Mar'27
White Maize Spot Price