PRICES OF EU SUNFLOWER SEED DELIVERED IN RANDFONTEIN
PRYSE VAN EU SONNEBLOMSAAD GELEWER IN RANDFONTEIN

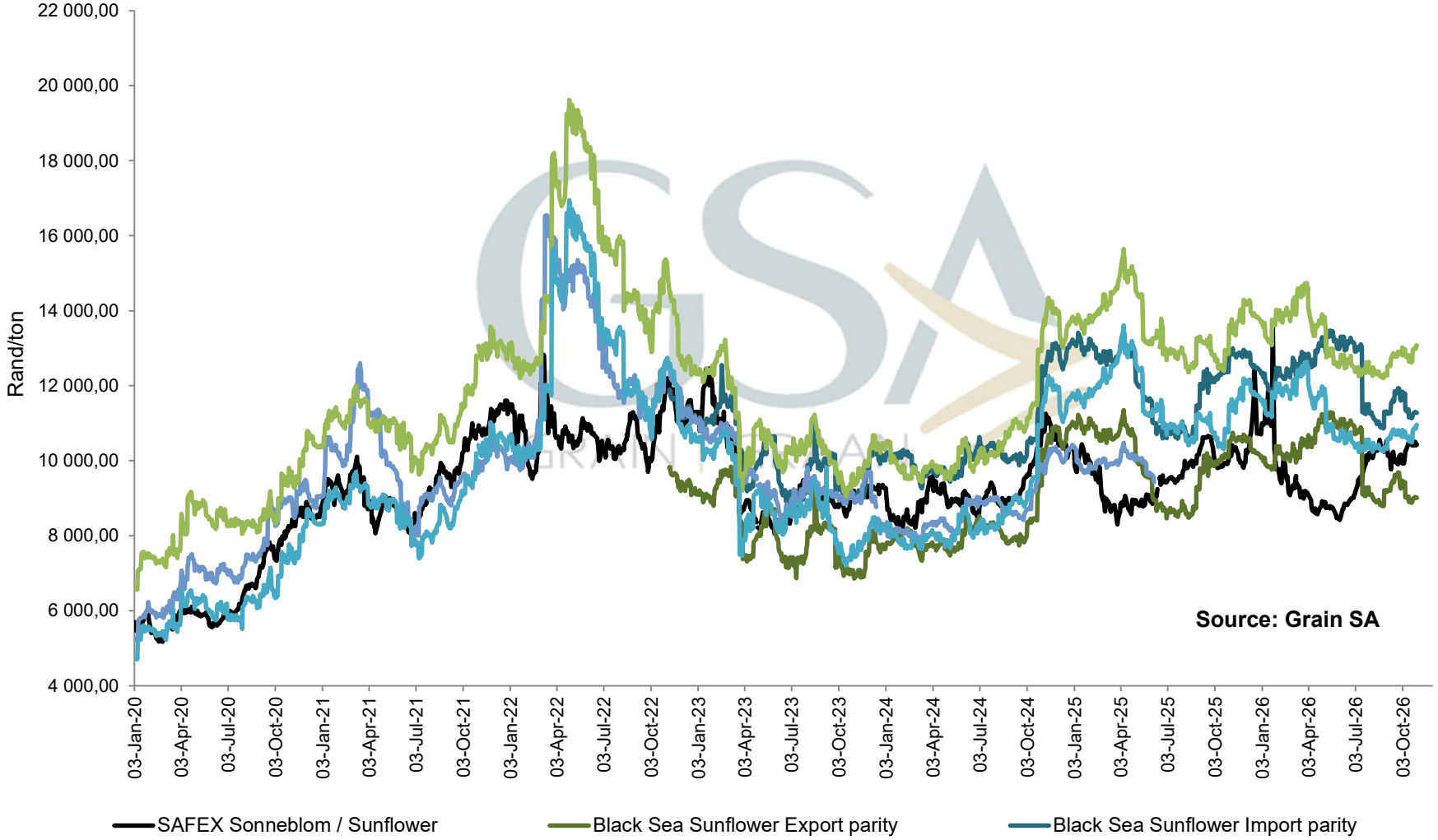

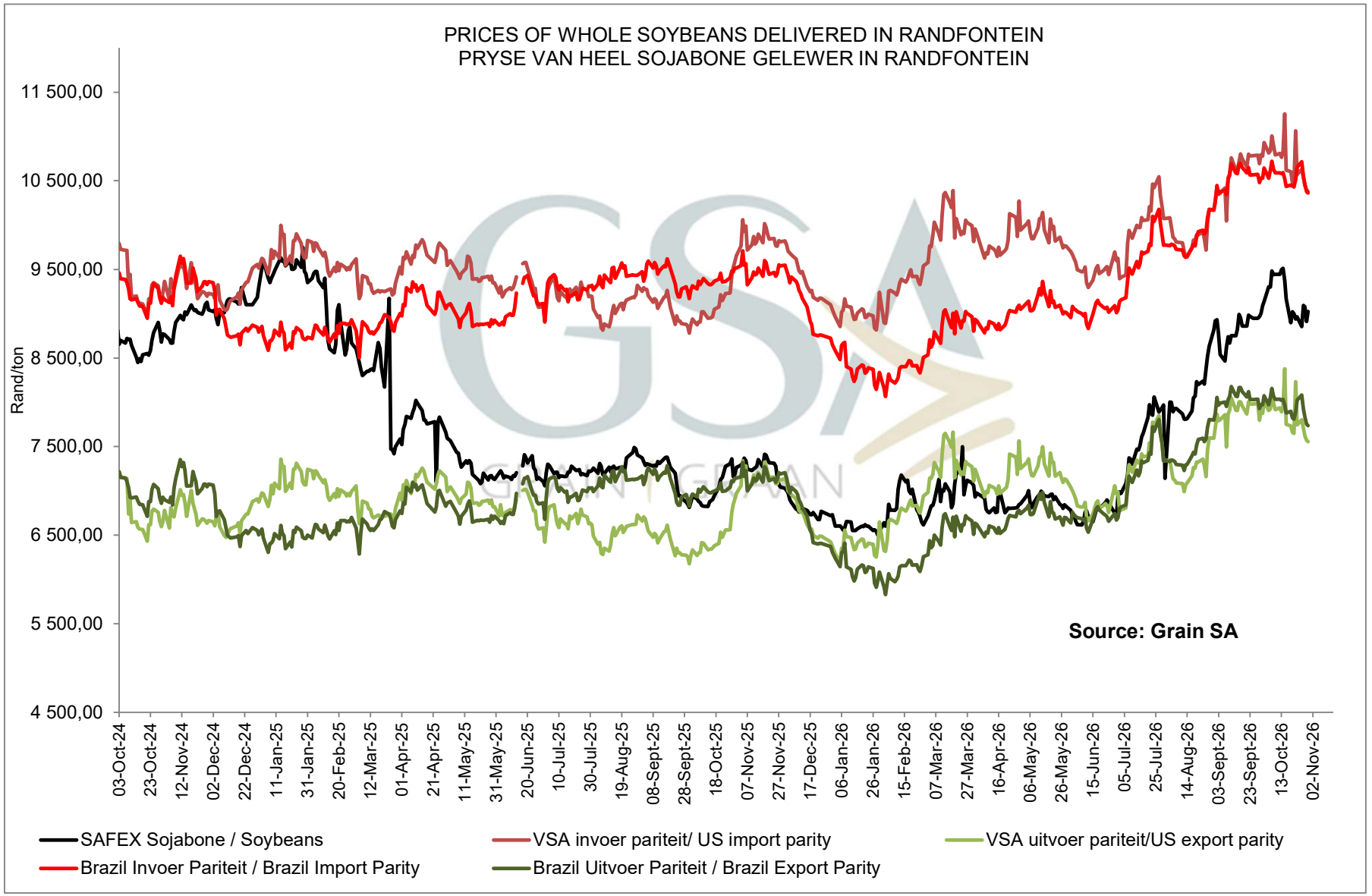
PRICES OF WHOLE SOYBEANS DELIVERED IN RANDFONTEIN
PRYSE VAN HEEL SOJABONE GELEWER IN RANDFONTEIN
Rand/ton
11 500,00
10 500,00
9 500,00
8 500,00
7 500,00
6 500,00
5 500,00
4 500,00
03-Oct-24
23-Oct-24
12-Nov-24
02-Dec-24
22-Dec-24
11-Jan-25
31-Jan-25
20-Feb-25
12-Mar-25
01-Apr-25
21-Apr-25
11-May-25
31-May-25
20-Jun-25
10-Jul-25
30-Jul-25
19-Aug-25
08-Sept-25
28-Sept-25
18-Oct-25
07-Nov-25
27-Nov-25
17-Dec-25
06-Jan-26
26-Jan-26
15-Feb-26
07-Mar-26
27-Mar-26
16-Apr-26
06-May-26
26-May-26
15-Jun-26
05-Jul-26
25-Jul-26
14-Aug-26
03-Sept-26
23-Sept-26
13-Oct-26
02-Nov-26
Source: Grain SA
SAFEX Sojabone / Soybeans
VSA invoer pariteit/ US import parity
VSA uitvoer pariteit/US export parity
Brazil Invoer Pariteit / Brazil Import Parity
Brazil Uitvoer Pariteit / Brazil Export Parity

PRICES OF ARGENTINIAN SOYBEAN SEED DELIVERED IN RANDFONTEIN
PRYSE VAN ARGENTYNSE SOJABOON SAAD GELEWER IN RANDFONTEIN

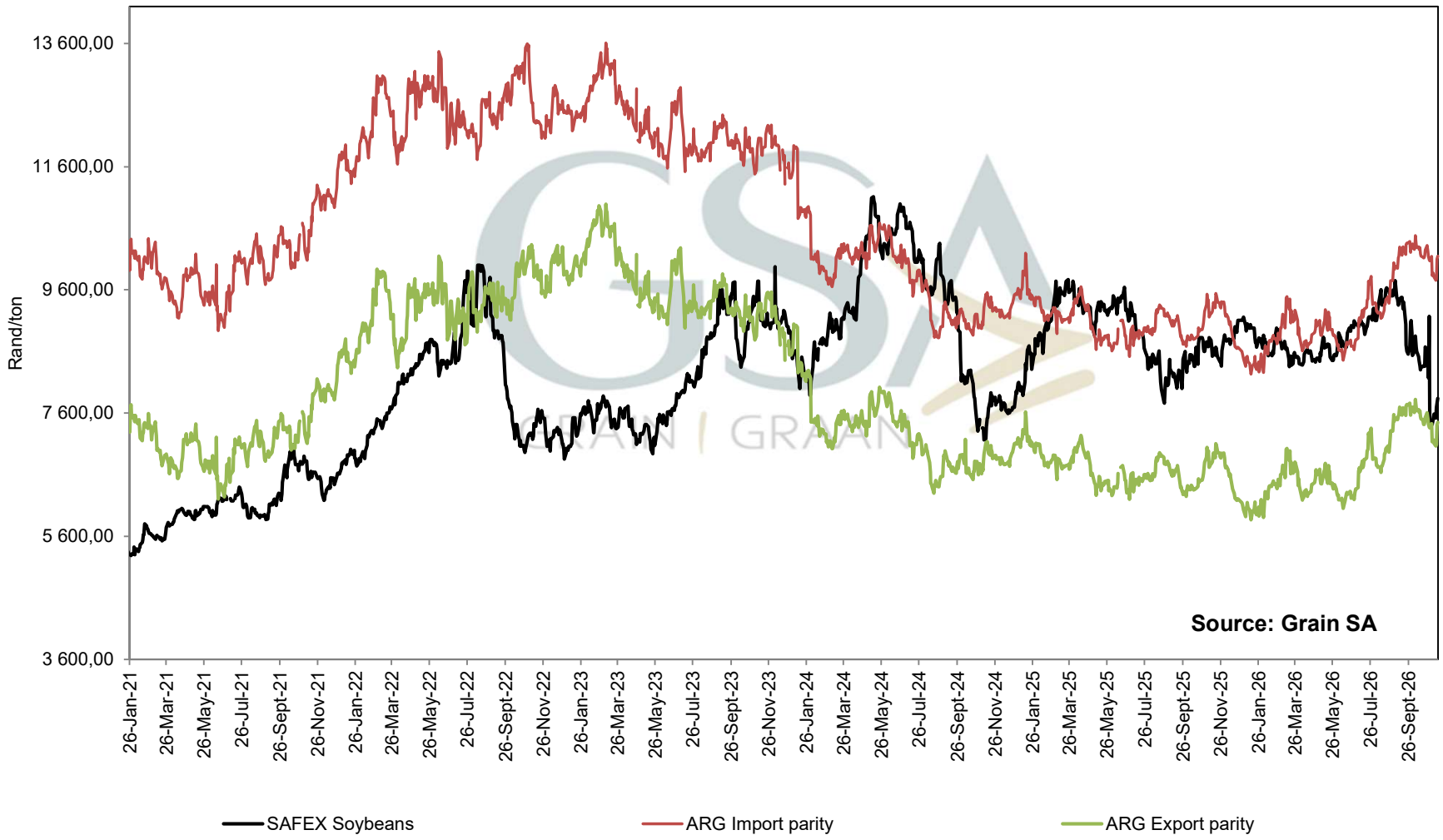

PRICES OF BRAZILIAN SOYBEAN DELIVERED IN RANDFONTEIN
PRYSE VAN BRASILIAANSE SOJABONE GELEWER IN RANDFONTEIN

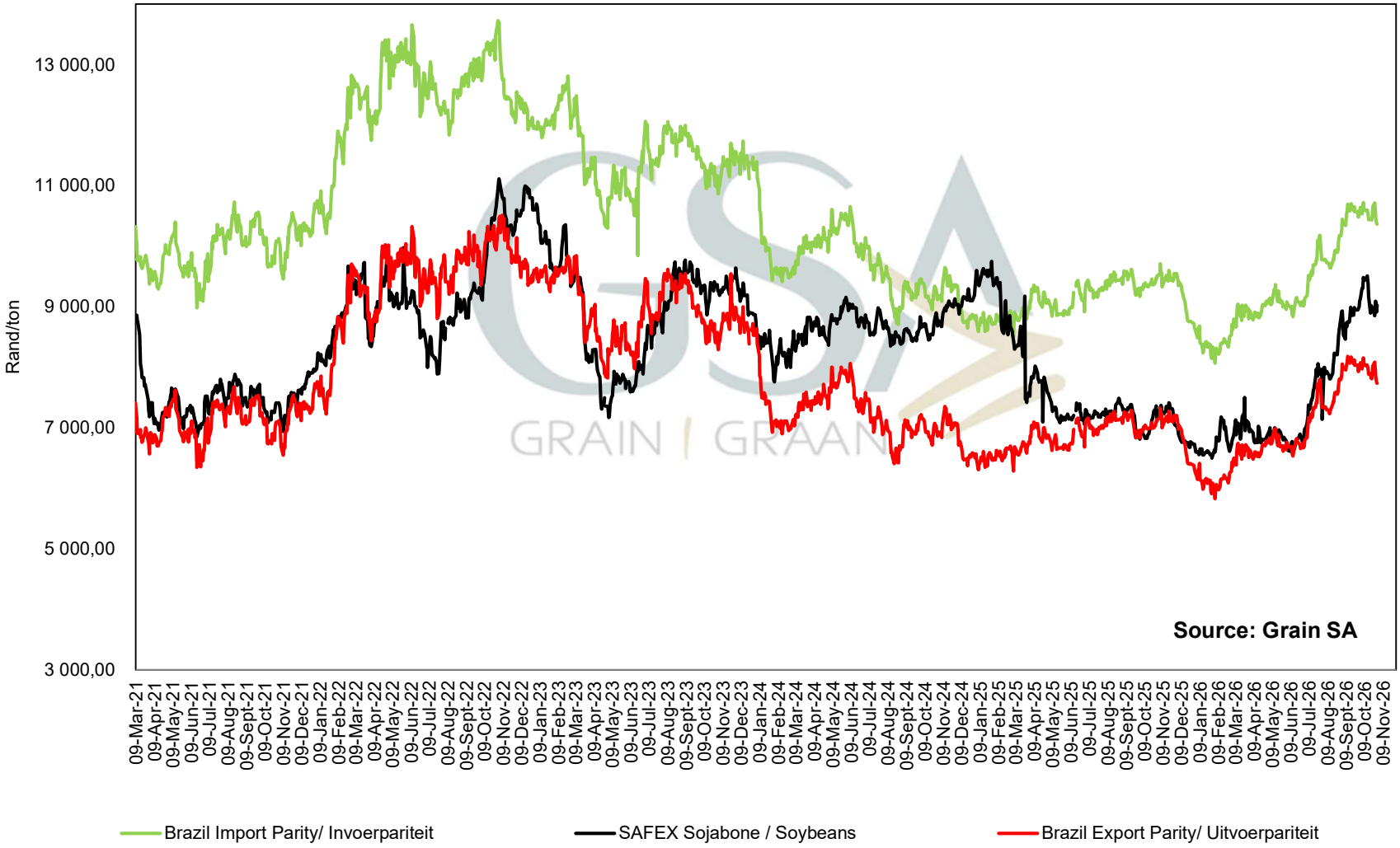

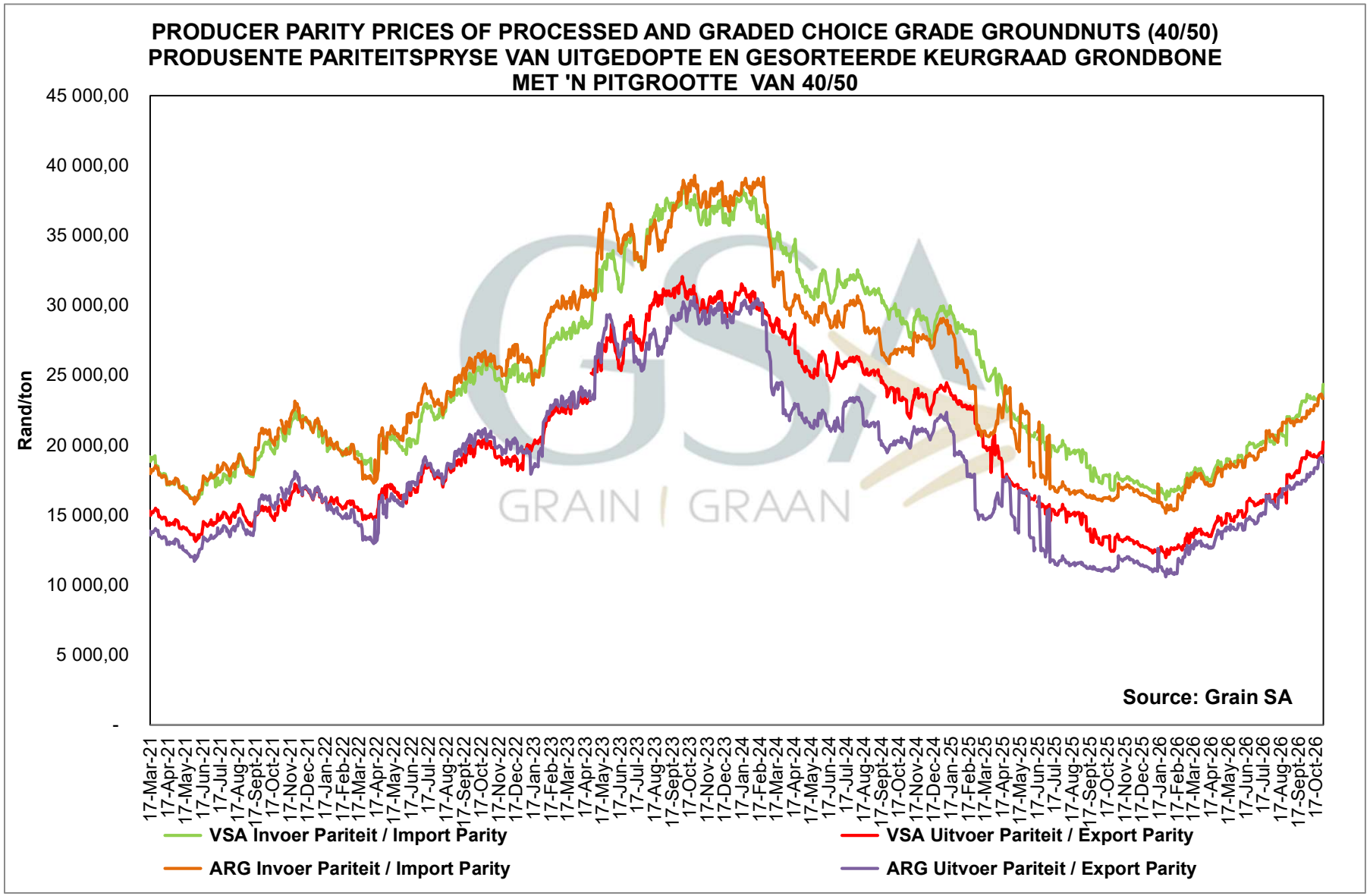
PRODUCER PARITY PRICES OF PROCESSED AND GRADED CHOICE GRADE GROUNDNUTS (40/50)
PRODUSENTE PARITEITSPRYSE VAN UITGEDOPTE EN GESORTEERDE KEURGRAAD GRONDBONE
MET 'N PITGROOTTE VAN 40/50
Rand/ton
45 000,00
40 000,00
35 000,00
30 000,00
25 000,00
20 000,00
15 000,00
10 000,00
5 000,00
-
GRAIN | GRAAN
Source: Grain SA
VSA Invoer Pariteit / Import Parity
VSA Uitvoer Pariteit / Export Parity
ARG Invoer Pariteit / Import Parity
ARG Uitvoer Pariteit / Export Parity

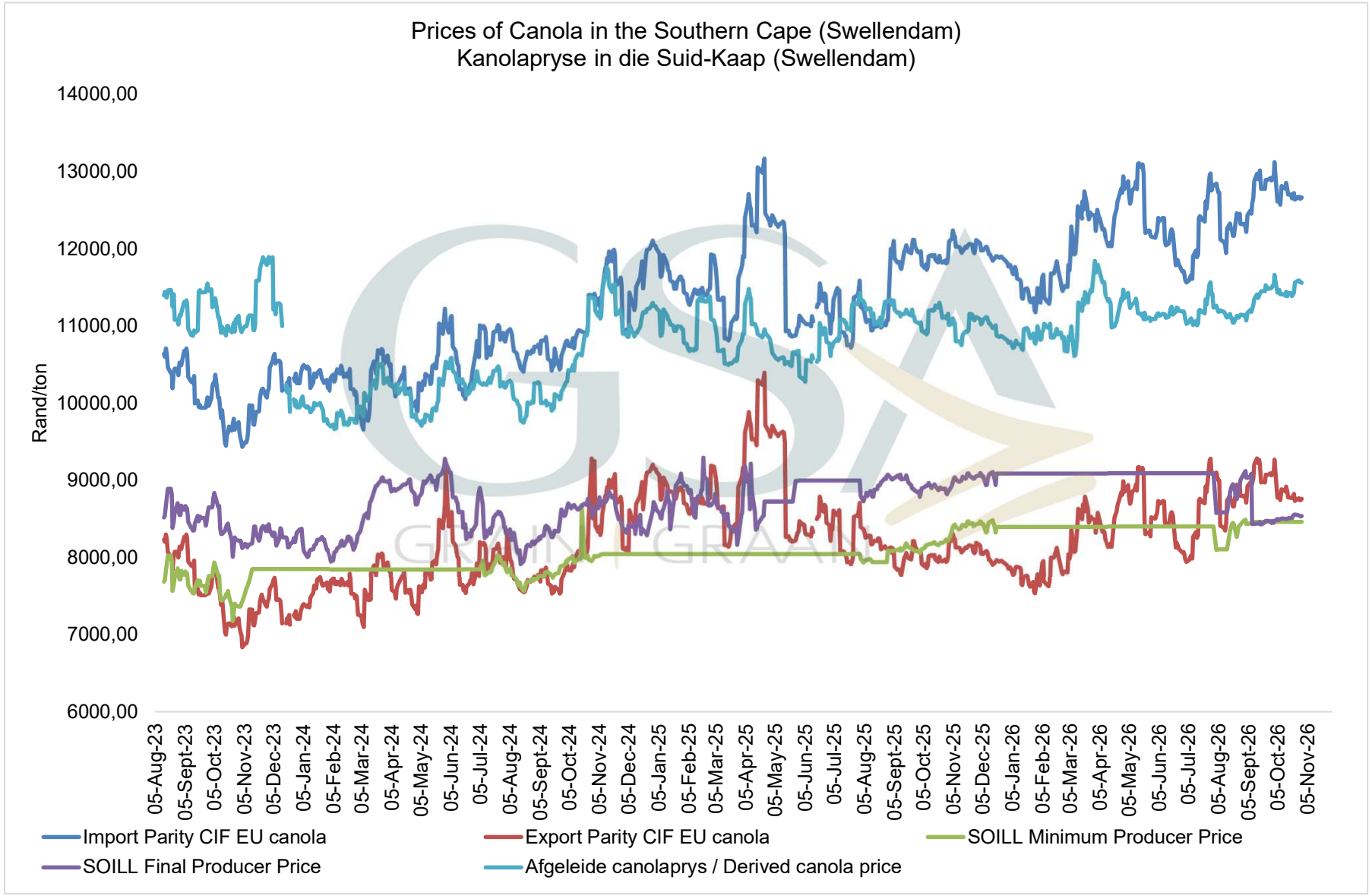
Prices of Canola in the Southern Cape (Swellendam)
Kanolapryse in die Suid-Kaap (Swellendam)
Rand/ton
14000,00
13000,00
12000,00
11000,00
10000,00
9000,00
8000,00
7000,00
6000,00
05-Aug-23
05-Sept-23
05-Oct-23
05-Nov-23
05-Dec-23
05-Jan-24
05-Feb-24
05-Mar-24
05-Apr-24
05-May-24
05-Jun-24
05-Jul-24
05-Aug-24
05-Sept-24
05-Oct-24
05-Nov-24
05-Dec-24
05-Jan-25
05-Feb-25
05-Mar-25
05-Apr-25
05-May-25
05-Jun-25
05-Jul-25
05-Aug-25
05-Sept-25
05-Oct-25
05-Nov-25
05-Dec-25
05-Jan-26
05-Feb-26
05-Mar-26
05-Apr-26
05-May-26
05-Jun-26
05-Jul-26
05-Aug-26
05-Sept-26
05-Oct-26
05-Nov-26
Import Parity CIF EU canola
Export Parity CIF EU canola
SOILL Minimum Producer Price
SOILL Final Producer Price
Afgeleide canolaprys / Derived canola price

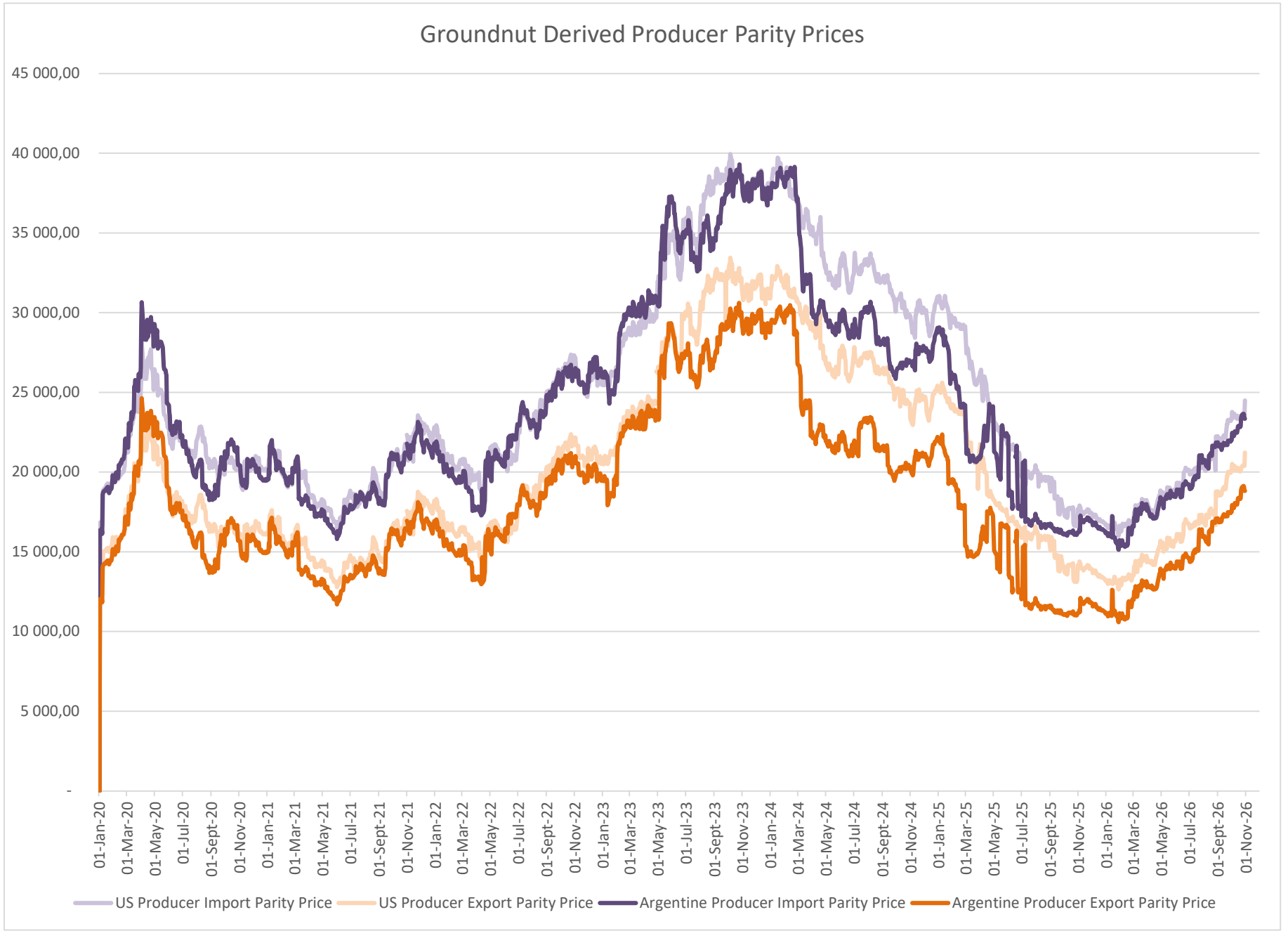
Groundnut Derived Producer Parity Prices
45 000,00
40 000,00
35 000,00
30 000,00
25 000,00
20 000,00
15 000,00
10 000,00
5 000,00
-
01-Jan-20
01-Mar-20
01-May-20
01-Jul-20
01-Sept-20
01-Nov-20
01-Jan-21
01-Mar-21
01-May-21
01-Jul-21
01-Sept-21
01-Nov-21
01-Jan-22
01-Mar-22
01-May-22
01-Jul-22
01-Sept-22
01-Nov-22
01-Jan-23
01-Mar-23
01-May-23
01-Jul-23
01-Sept-23
01-Nov-23
01-Jan-24
01-Mar-24
01-May-24
01-Jul-24
01-Sept-24
01-Nov-24
01-Jan-25
01-Mar-25
01-May-25
01-Jul-25
01-Sept-25
01-Nov-25
01-Jan-26
01-Mar-26
01-May-26
01-Jul-26
01-Sept-26
01-Nov-26
US Producer Import Parity Price
US Producer Export Parity Price
Argentine Producer Import Parity Price
Argentine Producer Export Parity Price

PRICES OF PROCESSED AND GRADED USA CHOICE GRADE GROUNDNUTS (40/50) (RANDFONTEIN)
PRYSE VAN UITGEDOP EN GESORTEERDE VSA KEURGRAAD GRONDBONE MET 'N PITGROOTTE VAN 40/50
pitgrootte (RANDFONTEIN)

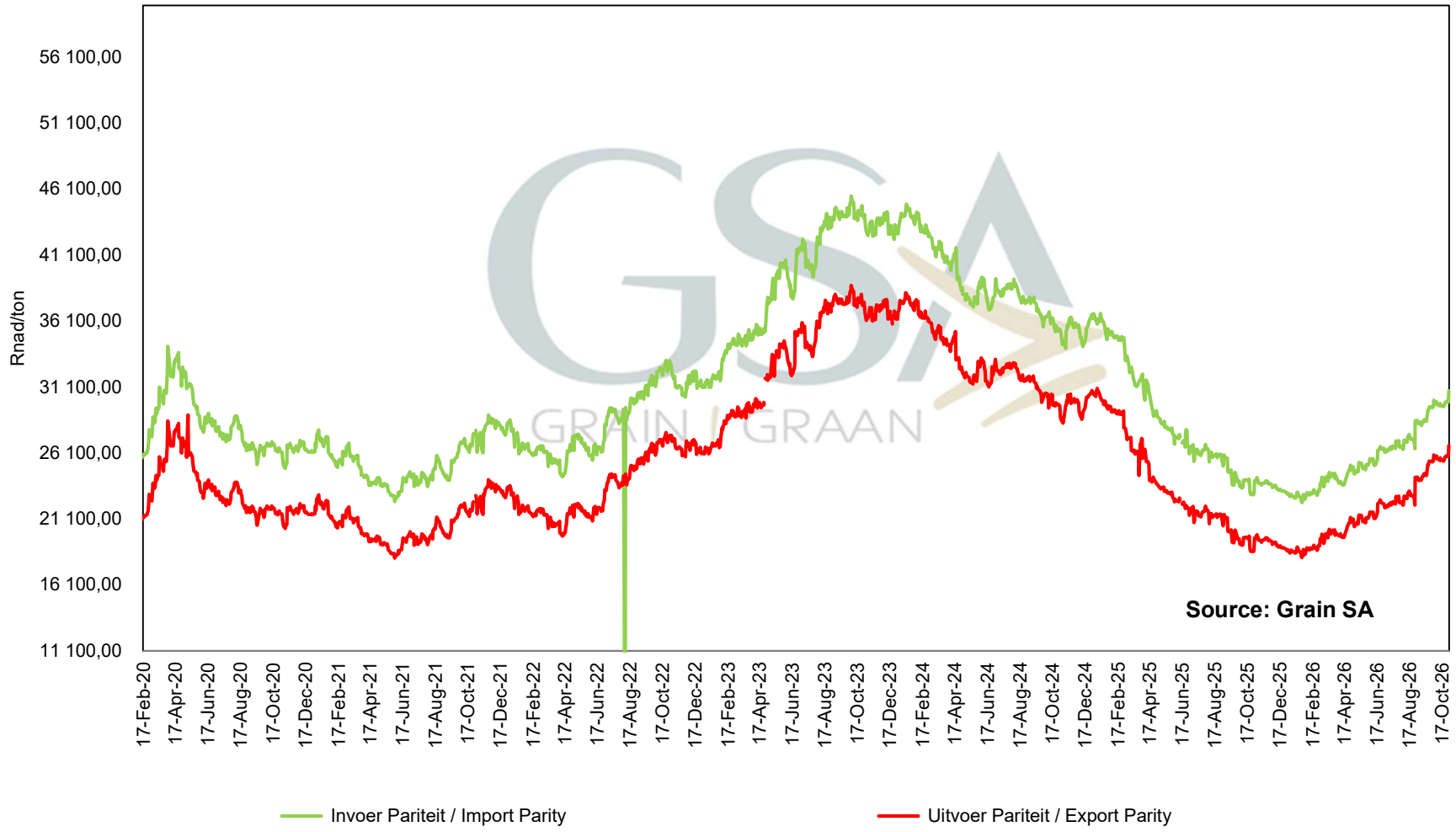

PRICES OF PROCESSED AND GRADED ARGENTINEAN CHOICE GRADE GROUNDNUTS (40/50) (RANDFONTEIN)

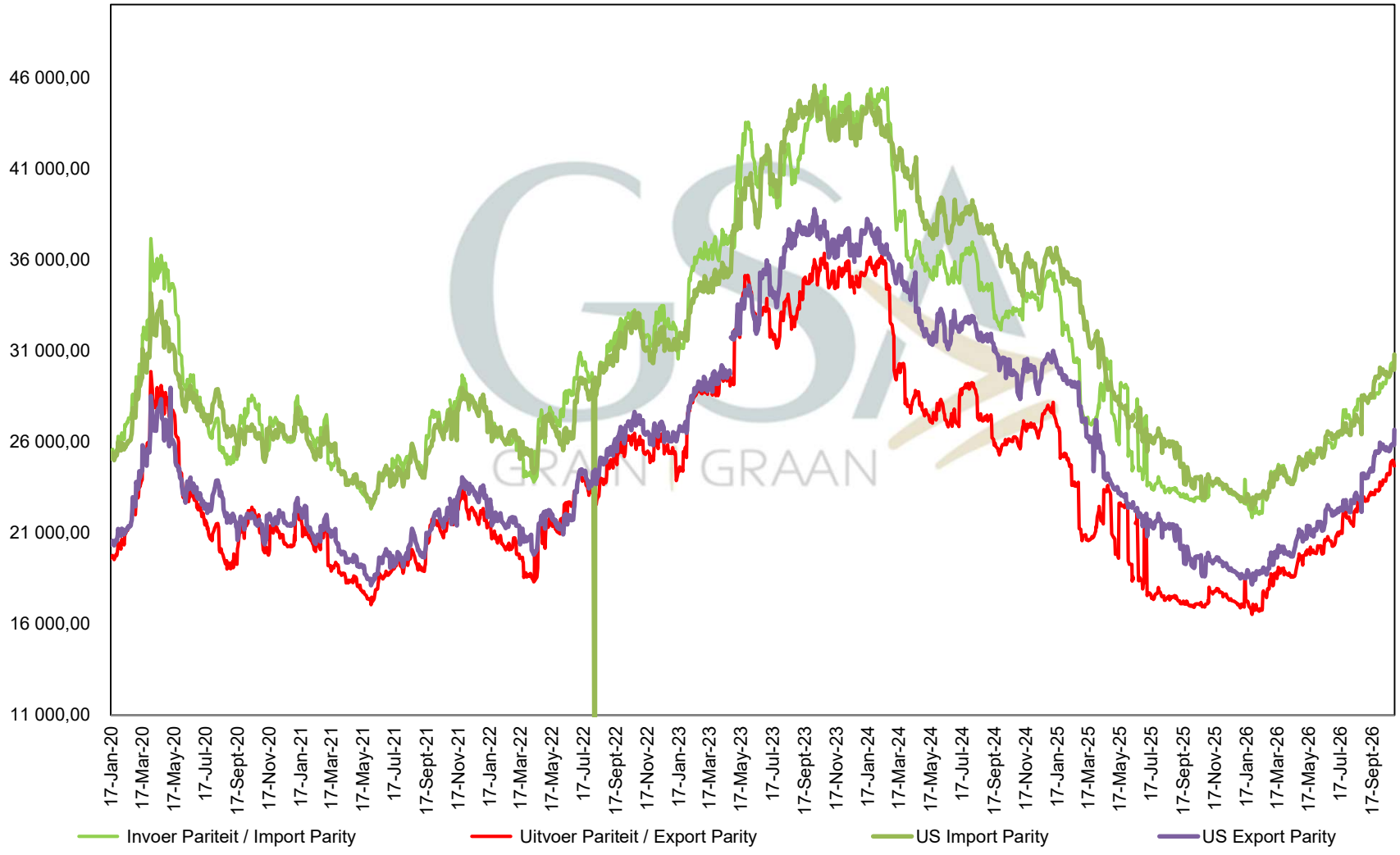

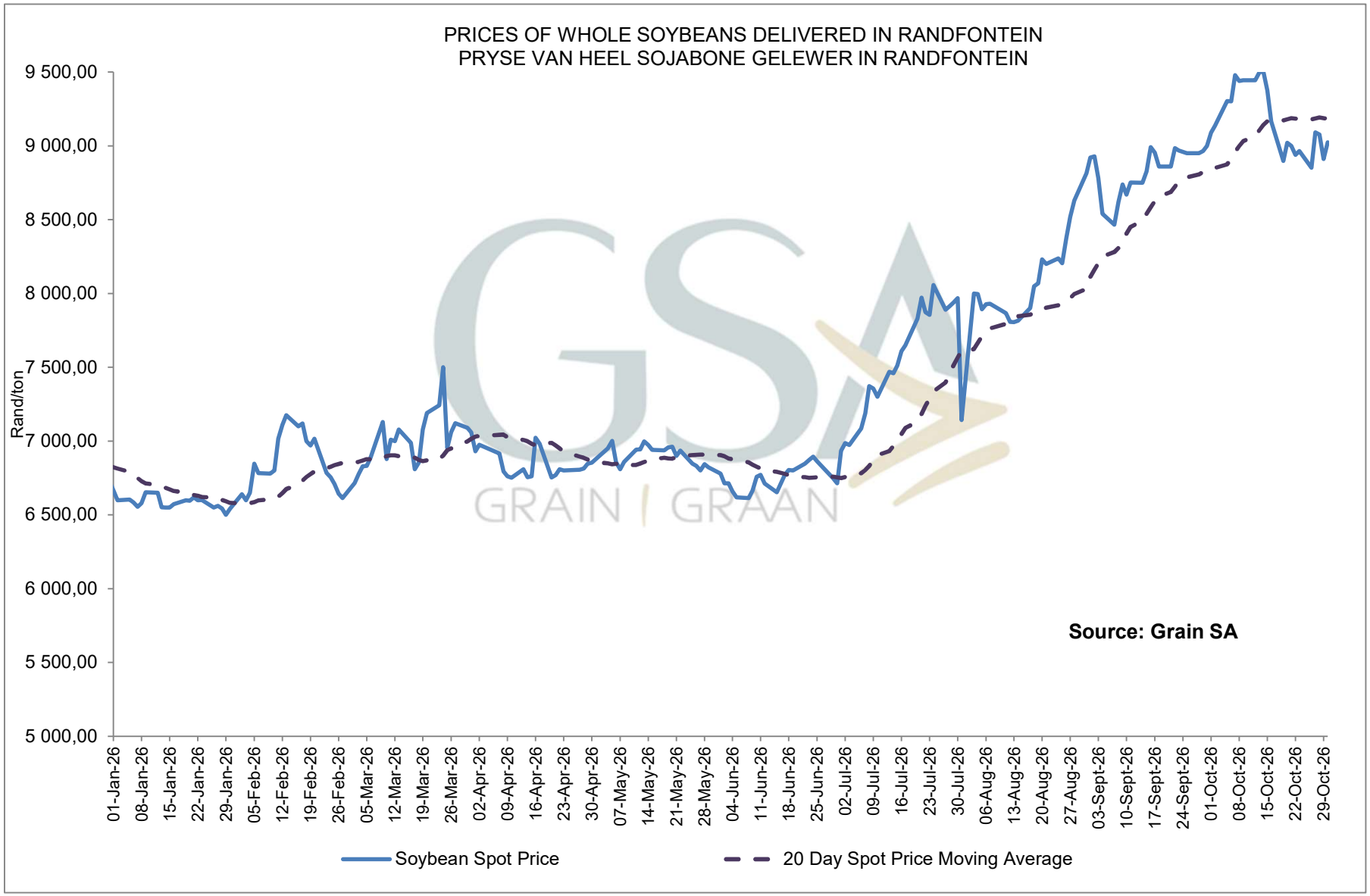
PRICES OF WHOLE SOYBEANS DELIVERED IN RANDFONTEIN
PRYSE VAN HEEL SOJABONE GELEWER IN RANDFONTEIN
Rand/ton
9 500,00
9 000,00
8 500,00
8 000,00
7 500,00
7 000,00
6 500,00
6 000,00
5 500,00
5 000,00
01-Jan-26
08-Jan-26
15-Jan-26
22-Jan-26
29-Jan-26
05-Feb-26
12-Feb-26
19-Feb-26
26-Feb-26
05-Mar-26
12-Mar-26
19-Mar-26
26-Mar-26
02-Apr-26
09-Apr-26
16-Apr-26
23-Apr-26
30-Apr-26
07-May-26
14-May-26
21-May-26
28-May-26
04-Jun-26
11-Jun-26
18-Jun-26
25-Jun-26
02-Jul-26
09-Jul-26
16-Jul-26
23-Jul-26
30-Jul-26
06-Aug-26
13-Aug-26
20-Aug-26
27-Aug-26
03-Sept-26
10-Sept-26
17-Sept-26
24-Sept-26
01-Oct-26
08-Oct-26
15-Oct-26
22-Oct-26
29-Oct-26
Source: Grain SA
Soybean Spot Price
20 Day Spot Price Moving Average