DAILY REPORT / DAAGLIKSE VERSLAG

International Markets / Internasionale Markte

Report on
13 November 2026

Latest Settlement
12 November 2026

4,045.00	3,888.00	9,070.00	10,034.00	5,826.00
White Maize	Yellow Maize	Soybean	Sunflower	Wheat

This report delivers an overview of essential market indicators, highlighting crucial local and international commodity prices, exchange rates, and significant share indices that influence market trends.

Hierdie verslag bied 'n oorsig van noodsaaklike markaanwysers, wat belangrike plaaslike en internasionale kommoditeitspryse, wisselkoerse en beduidende aandeelindekse wat markneigings beïnvloed, uitlig.

FOREX

Currency Pair	Current Exchange Rate	Previous Exchange Rate	% Change
ZAR/USD	16.76	16.61	0.90%
ZAR/EUR	18.54	18.39	0.82%
YEN/ZAR	9.56	9.53	0.31%
GBP / USD	1.32	1.33	-0.75%
EUR / USD	1.11	1.11	0.00%

Hard Commodities / Harde Kommoditeite

Commodity	Latest Price	Previous Price	% Change
Brent Crude Oil ($/Barrel)	95.72	91.31	4.83%
Gold ($)	3,913.15	3,975.41	-1.57%
Platinum $	1,534.85	1,535.20	-0.02%
Silver $	50.30	51.47	-2.27%

Die Rand het verswak teen die Dollar en open vanoggend teen R 16,76/$. Die Dow Jones indeks verhandel teen 52 486, die JSE Industrieel 25 teen 128 035, terwyl die JSE top 10 hulpbronne verhandel teen 115 797. Brent ru-olieprys het gestyg met 4.83% om te open teen $95.72 per vat.

The Rand weakened against the Dollar and opened this morning at R 16,76/$. The Dow Jones index is trading at 52 486, the JSE Industrial 25 at 128 035, while the JSE Resource 10 is trading at 115 797. Brent crude oil price increased by 4.83% to open at $95.72 per barrel.

Indices / Indekse

Index Name	Current Index	Previous Index	% Change
All Share	113,449.53	114,693.44	-1.08%
ASX All	9,143.20	9,143.30	0.00%
DJ Futures	52,649.00	52,430.00	0.42%
JSE Financial 15	26,714.61	26,965.89	-0.93%
JSE Industrial 25	128,034.95	129,521.07	-1.15%
JSE Metals & Mining	121,669.84	124,031.66	-1.90%
JSE Resource 10	115,797.36	117,484.82	-1.44%
JSE Top 40	105,558.44	106,738.05	-1.11%
Nasdaq	25,466.19	25,065.87	1.60%
Nikkei	61,259.13	61,165.74	0.15%
Shanghai	3,688.05	3,654.95	0.91%
SP 500	7,619.38	7,520.93	1.31%

MAIZE TRUST

Spesiale dank aan die Maize Trust vir gedeeltelike befondsing van die verslag

Special Thanks to the Maize Trust for partially funding this report.

GSA GRAIN | GRAAN

DAILY REPORT / DAAGLIKSE VERSLAG

Summergrain / Somergraan

Report on
13 November 2026
Latest Settlement
12 November 2026

4,045.00	3,888.00	9,070.00	10,034.00	5,826.00
White Maize	Yellow Maize	Soybean	Sunflower	Wheat

Yellow and White Maize Spot Price

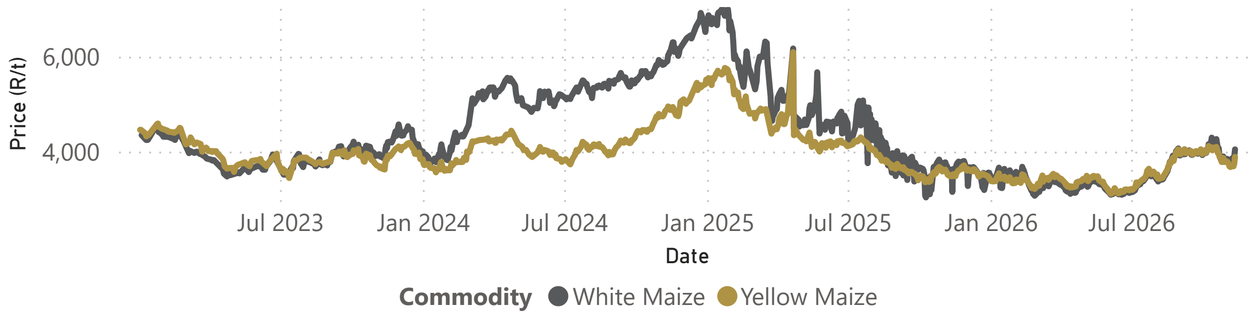

Commodity	Spot Price	Previous Price	Change	Previous Month	Change (M-M)	Previous Year	Change (Y-Y)
White Maize	4,045.00	3,886.00	4.09 %	4,176.00	-3.14 %	3,620.00	11.74 %
Yellow Maize	3,888.00	3,740.00	3.96 %	4,064.00	-4.33 %	3,506.00	10.90 %

CBOT-mielietermynkontrakte het Donderdag laer gesluit, onder druk van ‘n sterker Amerikaanse dollar. Die Amerikaanse dollarindeks het ná hoër-as-verwagte inflasiesyfers tot ‘n hoogtepunt van 19 maande gestyg, wat Amerikaanse landboukommoditeite minder mededingend op internasionale markte maak. Verdere druk het gekom van gunstige reënvalvoorspellings vir belangrike produksiegebiede in Brasilië en Argentinië, wat vooruitsigte vir gewasontwikkeling verbeter en kommer oor weerstoestande verminder het. Amerikaanse etanolproduksie het ook gedurende die voorafgaande week met 1,1% afgeneem, wat verdere druk op marksentiment geplaas het.

/

CBOT corn futures closed lower on Thursday, under pressure from a stronger US dollar. The US Dollar Index rose to a 19-month high following higher-than-expected inflation figures, making US agricultural commodities less competitive on international markets. Additional pressure came from favourable rainfall forecasts for key production regions in Brazil and Argentina, which improved crop development prospects and eased weather-related concerns. US ethanol production also declined by 1.1% during the previous week, adding further pressure to market sentiment.

Futures / Termynkontrakte

Commodity	Latest Price	Previous Price	Change	Previous Week	Change (W-W)
White Maize					
December, 2026	4,073.00	3,923.00	3.82 %	3,775.00	7.89 %
March, 2027	4,205.00	4,055.00	3.70 %	3,910.00	7.54 %
May, 2027	4,253.00	4,103.00	3.66 %	3,959.00	7.43 %
July, 2027	4,342.00	4,192.00	3.58 %	4,035.00	7.61 %
September, 2027	4,402.00	4,252.00	3.53 %	4,139.00	6.35 %
December, 2027	4,502.00	4,370.00	3.02 %	4,218.00	6.73 %
March, 2028	4,410.00	4,260.00	3.52 %	4,227.00	4.33 %
Yellow Maize					
December, 2026	3,912.00	3,762.00	3.99 %	3,718.00	5.22 %
March, 2027	3,997.00	3,851.00	3.79 %	3,814.00	4.80 %
May, 2027	4,060.00	3,923.00	3.49 %	3,893.00	4.29 %
July, 2027	4,098.00	3,952.00	3.69 %	3,903.00	5.00 %
September, 2027	4,165.00	4,025.00	3.48 %	3,958.00	5.23 %
December, 2027	4,260.00	4,120.00	3.40 %	4,050.00	5.19 %
March, 2028	4,120.00	4,000.00	3.00 %	3,871.00	6.43 %
July, 2028	3,790.00	3,790.00	0.00 %	3,750.00	1.07 %

USA Futures / VSA Termynkontrakte

Source: CME (ZAR/T)

Contract Name	Latest Price	Previous Price	Change	Previous Week	Change (W-W)
December, 2026	R 2,913.63	R 2,891.85	0.75%	R 2,903.23	0.36%

DAILY REPORT / DAAGLIKSE VERSLAG

Oilseeds /Oliesade

Report on
13 November 2026
Latest Settlement
12 November 2026

4,045.00	3,888.00	9,070.00	10,034.00	5,826.00
White Maize	Yellow Maize	Soybean	Sunflower	Wheat

Sunflower and Soybean Price

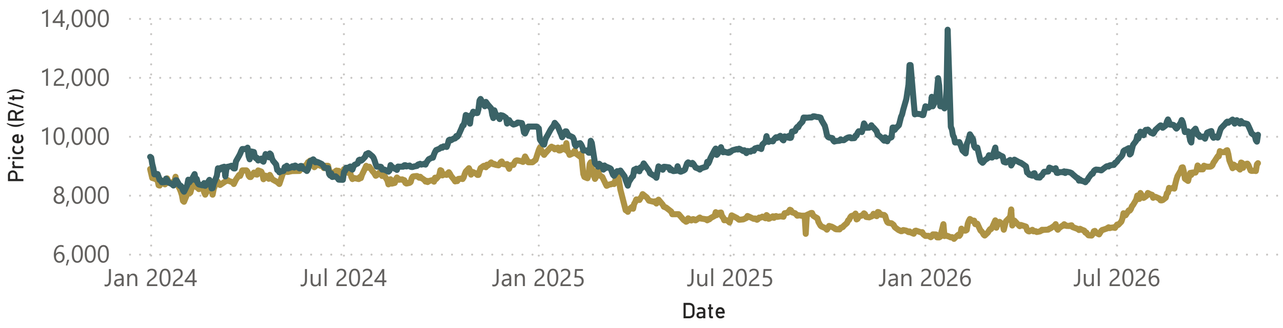

Commodity	Spot Price	Previous Price	Change	Previous Month	Change (M-M)	Previous Year	Change (Y-Y)
Soybean	9,070.00	9,030.00	0.44 %	9,444.00	-3.96 %	7,260.00	24.93 %
Sunflower	10,034.00	9,800.00	2.39 %	10,400.00	-3.52 %	10,357.00	-3.12 %

CBOT-sojaboontermynkontrakte het Donderdag laer gesluit, hoofsaaklik weens winsneming ná die onlangse prysstyging. Die sterker Amerikaanse dollar het verdere druk op pryse geplaas, terwyl mededingende aanbod vanuit Suid-Amerika, veral Brasilië, Amerikaanse sojabone minder mededingend op internasionale markte gemaak het. Hoewel die USDA 'n uitvoerverkoop van 136 000 ton Amerikaanse sojabone aan China aangekondig het, was dit nie voldoende om die negatiewe marksentiment teen te werk nie. Daarbenewens het onsekerheid oor China se toekomstige sojabooninvoere en handelsverhoudinge met die VSA verdere druk op die mark geplaas.

/

CBOT soybean futures closed lower on Thursday, mainly due to profit-taking following the recent price rally. The stronger US dollar added further pressure on prices, while competitive supplies from South America, particularly Brazil, made US soybeans less competitive on international markets. Although the USDA announced an export sale of 136,000 tonnes of US soybeans to China, this was insufficient to offset the negative market sentiment. Furthermore, uncertainty surrounding China's future soybean imports and trade relations with the US added further pressure to the market.

Futures / Termynkontrakte

Commodity	Latest Price	Previous Price	Change	Previous Week	Change (W-W)
Soybean					
December, 2026	9,108.00	9,084.00	0.26 %	8,873.00	2.65 %
March, 2027	9,110.00	9,044.00	0.73 %	8,820.00	3.29 %
May, 2027	8,842.00	8,774.00	0.78 %	8,681.00	1.85 %
July, 2027	8,890.00	8,816.00	0.84 %	8,775.00	1.31 %
September, 2027	8,940.00	8,902.00	0.43 %	8,976.00	-0.40 %
December, 2027	9,068.00	9,068.00	0.00 %	9,068.00	0.00 %
Sunflower					
December, 2026	10,062.00	9,827.00	2.39 %	10,216.00	-1.51 %
March, 2027	9,522.00	9,370.00	1.62 %	9,740.00	-2.24 %
May, 2027	9,360.00	9,290.00	0.75 %	9,545.00	-1.94 %
July, 2027	9,540.00	9,540.00	0.00 %	9,760.00	-2.25 %
December, 2027	9,940.00	9,940.00	0.00 %	9,940.00	0.00 %

USA Soybean Futures / VSA Sojaboon Termynkontrakte

Source: CME (ZAR/T)

Contract Name	Latest Price	Previous Price	Change	Previous Week	Change (W-W)
November, 2026	R 7,460.10	R 7,360.80	1.35%	R 7,278.17	2.50%

DAILY REPORT / DAAGLIKSE VERSLAG

Wintergrains / Wintergrane

Report on
13 November 2026
Latest Settlement
12 November 2026

4,045.00	3,888.00	9,070.00	10,034.00	5,826.00
White Maize	Yellow Maize	Soybean	Sunflower	Wheat

Wheat / Koring

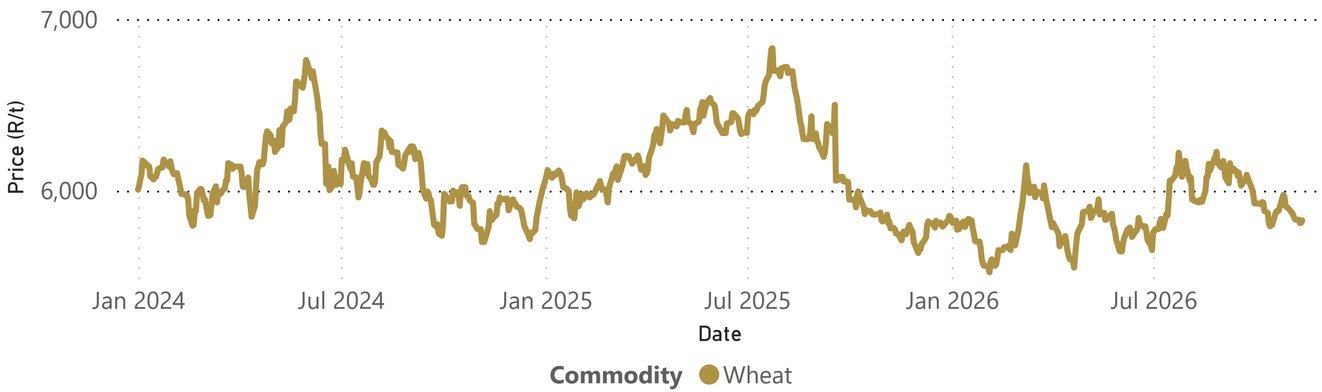

Commodity	Spot Price	Previous Price	Change	Previous Month	Change (M-M)	Previous Year	Change (Y-Y)
Wheat	5,826.00	5,812.00	0.24 %	5,870.00	-0.75 %	5,750.00	1.32 %

CBOT-KC HRW-koringtermynkontrakte het Donderdag laer gesluit, hoofsaaklik onder druk van 'n sterker Amerikaanse dollar en hernude verwagtinge rondom internasionale koringaanbod. Die sterker dollar het Amerikaanse koring minder mededingend op internasionale markte gemaak. Daarteenoor het Russiese konsultant Sovecon sy voorspelling vir Rusland se koringuitvoere vir die 2026/27-bemarkingseisoen met 25,7 miljoen skepels tot 1,323 miljard skepels verlaag. Die afwaartse aanpassing is toegeskryf aan verwagtinge dat verskeping deur die Swartsee-streek eers teen volgende lente na normale vlakke sal terugkeer. Vredesamesprekings tussen Rusland en Oekraïne in Abu Dhabi het ook sonder 'n ooreenkoms geëindig om spanning in die Swartsee-streek te verlig.

/

CBOT-KC HRW wheat futures closed lower on Thursday, mainly under pressure from a stronger US dollar and renewed expectations surrounding global wheat supply. The stronger dollar made US wheat less competitive on international markets. In contrast, Russian consultancy Sovecon lowered its forecast for Russia's 2026/27 wheat exports by 25.7 million bushels to 1.323 billion bushels. The downward adjustment was attributed to expectations that shipping through the Black Sea region will only return to normal levels by next spring. Peace talks between Russia and Ukraine in Abu Dhabi also ended without an agreement to ease tensions in the Black Sea region.

Futures / Termynkontrakte

Commodity	Latest Price	Previous Price	Change	Previous Week	Change (W-W)
Wheat					
December, 2026	5,878.00	5,869.00	0.15 %	5,904.00	-0.44 %
March, 2027	6,008.00	5,999.00	0.15 %	6,056.00	-0.79 %
May, 2027	6,075.00	6,075.00	0.00 %	6,123.00	-0.78 %
July, 2027	6,150.00	6,159.00	-0.15 %	6,232.00	-1.32 %

USA Futures / VSA Termynkontrakte

HRW Source: CME (ZAR/T)

Contract Name	Latest Price	Previous Price	Change	Previous Week	Change (W-W)
December, 2026	R 3,881.80	R 3,812.65	1.81%	R 3,859.43	0.58%

Contract Name	Latest Price	Previous Price	Change	Previous Week	Change (W-W)
December, 2026	R 3,639.00	R 3,563.18	2.13%	R 3,650.52	-0.32%