

***Maandelikse Insetprysmoniterings
Verslag / Monthly Input price monitoring
Report***

Updated: October 2024

(Used International prices for September)

Opedateer: Oktober 2024

**(Gebruik Internasionale pryse vir
September)**

Disclaimer: The information herein has been obtained from various sources, the accuracy and/or completeness of which Grain SA does not guarantee and for which Grain SA accepts no liability. Any prices or levels contained herein are preliminary and indicative only and do not represent bids or offers. These indications are provided solely for your information and consideration.

Fertilizer Prices / Kunsmispryse



GRAANSA.CO.ZA

International Fertilizer Prices/Internationale Kunsmispryse (Dollar Terms/ Dollar Waarde)

Year on year change	Sept 23	Sept 24	% change
Kunsmis/Fertilizer	Dollar/ton	Dollar/ton	%
Ammonia (Middle East)	392	397	1,3
Urea (46) (Eastern Europe)	343	339	-1,2
DAP (USA Gulf)	560	605	8,0
KCL (CIS)	271	290	7,0
Rand/Dollar exchange rate	18,98	17,54	-7,6



Gemiddelde Internasionale kunsmispryse (Rand waarde)/ Average International fertilizer prices (Rand terms)

Year on year change	Sept-23	Sept-24	% change
Kunsmis/Fertilizer	Rand/ton	Rand/ton	%
Ammonia (Middle East)	7440	6963	-6,4
Urea (46) (Eastern Europe)	6510	5946	-8,7
DAP (USA Gulf)	10629	10612	-0,2
KCL (CIS)	5144	5087	-1,1

Local Fertilizer Prices/ Plaaslike Kunsmispryse (Rand Terms/Rand Waarde)

Year on year change	Oct-23	Oct-24	% Δ
Kunsmis/Fertilizer	R/ton	R/ton	%
KAN (28)	10711	9362	-12,6
Ureum (46)	11697	10045	-14,1
MAP	16005	15864	-0,9
Kaliumchloried	11297	8899	-21,2



International Fertilizer Prices/Internationale Kunsmispryse (Dollar Terms/ Dollar Waarde)

Month to month change	Jul-24	Aug-24	% Change
Kunsmis/Fertilizer	Dollar/ton	Dollar/ton	%
Ammonia (Middle East)	361	397	10,0
Urea (46) (Eastern Europe)	337	339	0,6
DAP (USA Gulf)	604	605	0,2
KCL (CIS)	283	290	2,5
Rand/Dollar exchange rate	18,25	17,54	-3,9



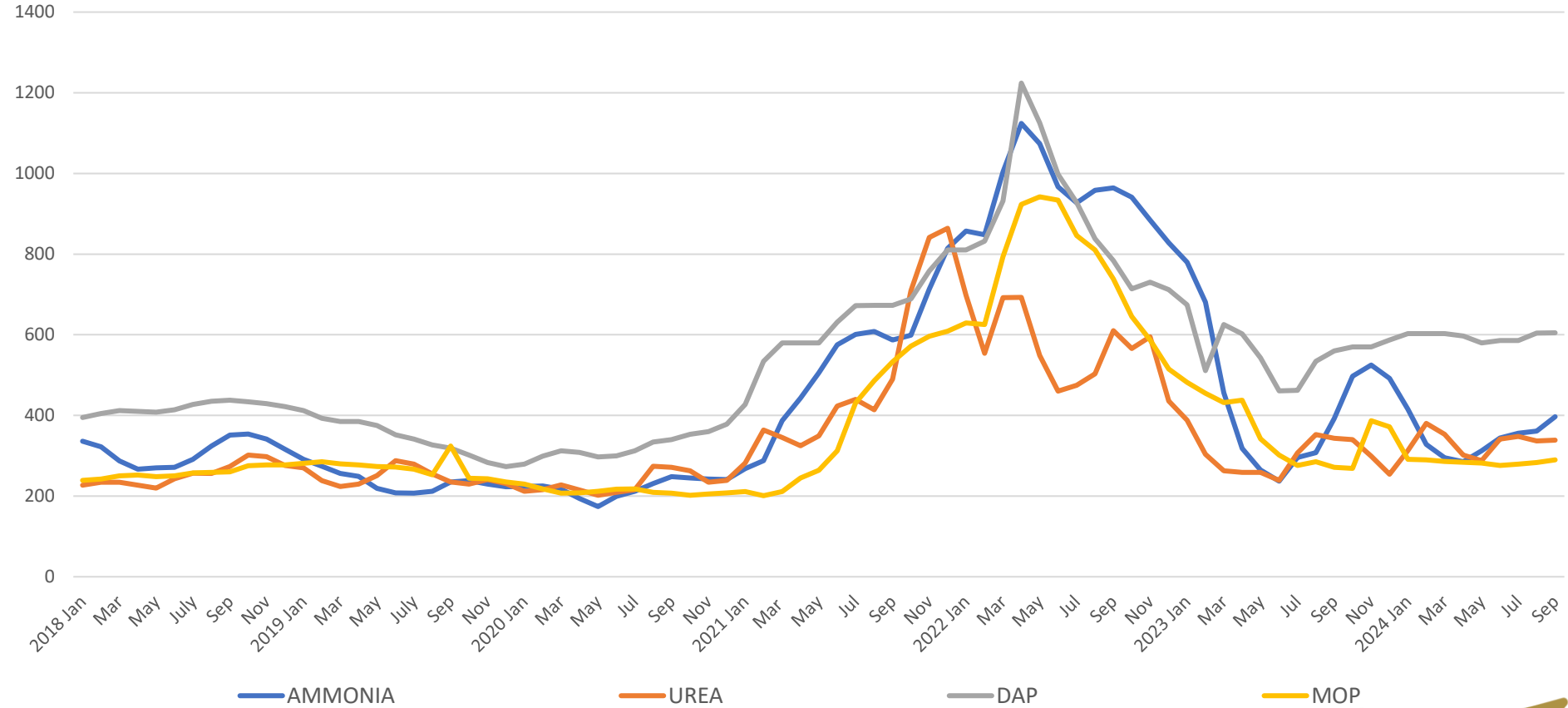
Gemiddelde Internasionale kunsmispryse (Rand waarde)/Average International fertilizer prices (Rand terms)

Month to month change	Aug-24	Sept-24	% Change
Kunsmis/Fertiliser	Rand/ton	Rand/ton	%
Ammonia (Middle East)	6588	6963	5,7
Urea (46) (Eastern Europe)	6150	5946	-3,3
DAP (USA Gulf)	11023	10612	-3,7
KCL (CIS)	5165	5087	-1,5

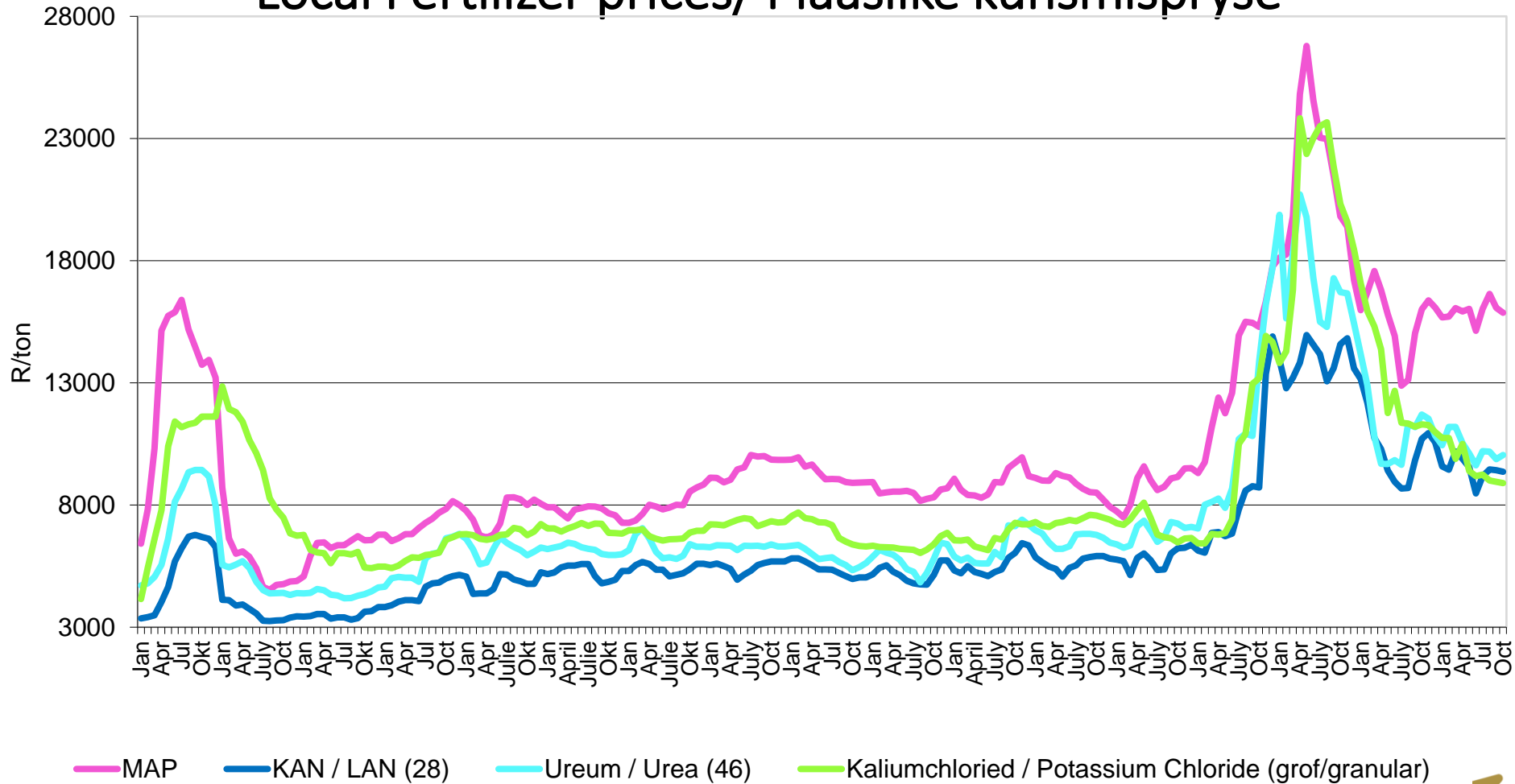
Local Fertilizer Prices/ Plaaslike Kunsmispryse (Rand Terms/Rand Waarde)

Month to month change	Sept-24	Oct-24	% Δ
Kunsmis/Fertiliser	R/ton	R/ton	%
LAN (28)	9422	9362	-0,6
Urea (46)	9873	10045	1,7
MAP	16067	15864	-1,3
KCL	8951	8899	-0,6

International Fertilizer Prices/ Internasionale Kunsmispryse



Local Fertilizer prices/ Plaaslike kunsmispryse



MAP

KAN / LAN (28)

Ureum / Urea (46)

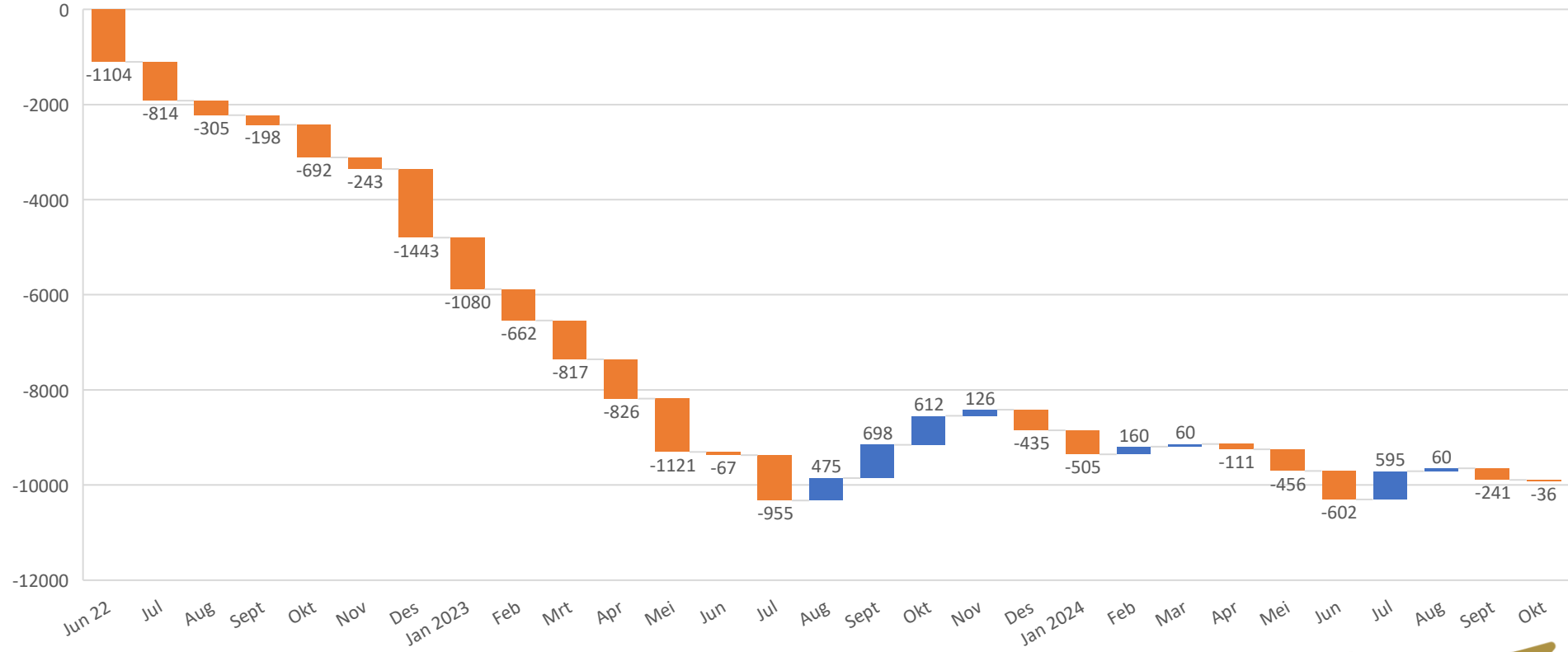
Kaliumchloried / Potassium Chloride (grof/granular)



Local Fertilizer prices/ Plaaslike kunsmispryse

Price movement from Jun'22 to Oct'24

■ Increase ■ Decrease ■ Total



Highlights in the fertiliser market

Nitrogen:

Urea: Not that the urea market needed more support but the rise in tensions between Israel and Iran and the launching of missiles by Iran into Israel lifted market fears. A number of trades already under discussion were abandoned due to the escalation in the Middle East situation as buyers chose to pull back on any business they did not consider to be urgent. Despite this, the urea market managed to gain around \$5-7/t in most benchmark locations.

Ammonia: prices continue to rise as the latest Tampa contract price rose \$30/t to \$560/t CFR. The ammonia price in Europe is \$600/t, thanks to the high cost of natural gas feedstock in the region. Asian prices are gradually rising towards the mid-\$400s but remain cheap compared to Western markets.

Source: F-curve



Highlights in the fertiliser market

Phosphates:

As was the case last week, Indian demand is keeping DAP prices moving. The price in India rose by a few dollars and is now trading in the mid-\$640s. Most other markets saw unchanged prices and very minimal trading volumes. Buyers have reached the point where prices are unworkable and are postponing purchases.

Potash:

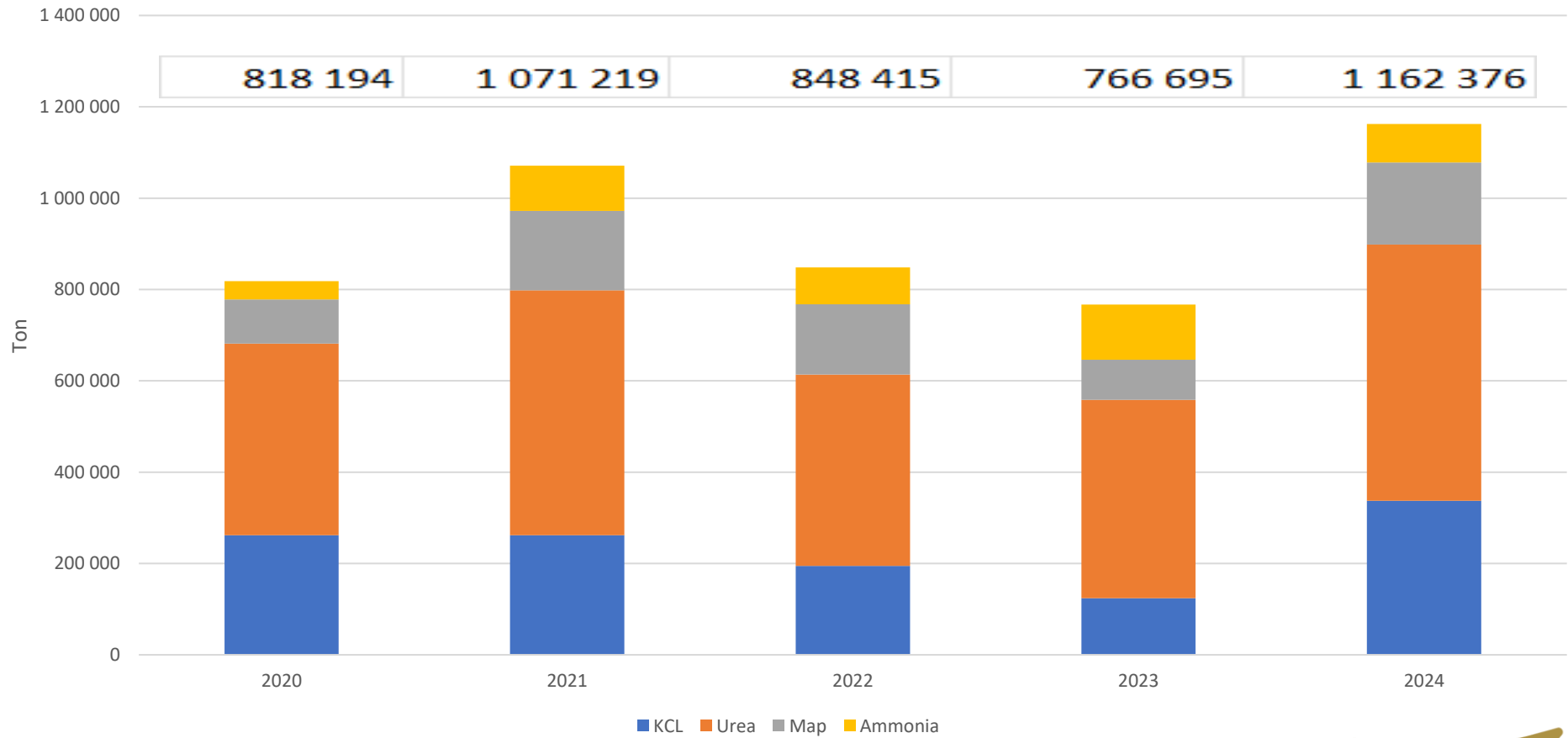
There were some small potash price movements this week but none of them were too significant. Prices seemed to be converging a little as the South East Asian price actually rose a few dollars this week, while Brazil saw a \$5/t drop. The SE Asian market is struggling as El Nino conditions have hurt this season's palm oil crop and the potash price rise is viewed as an aberration with a small parcel being traded.

Source: F-curve



Fertilizer imports / Kunsmis invoere (YTD Jul)

Fertilizer imports/Kunsmis invoere

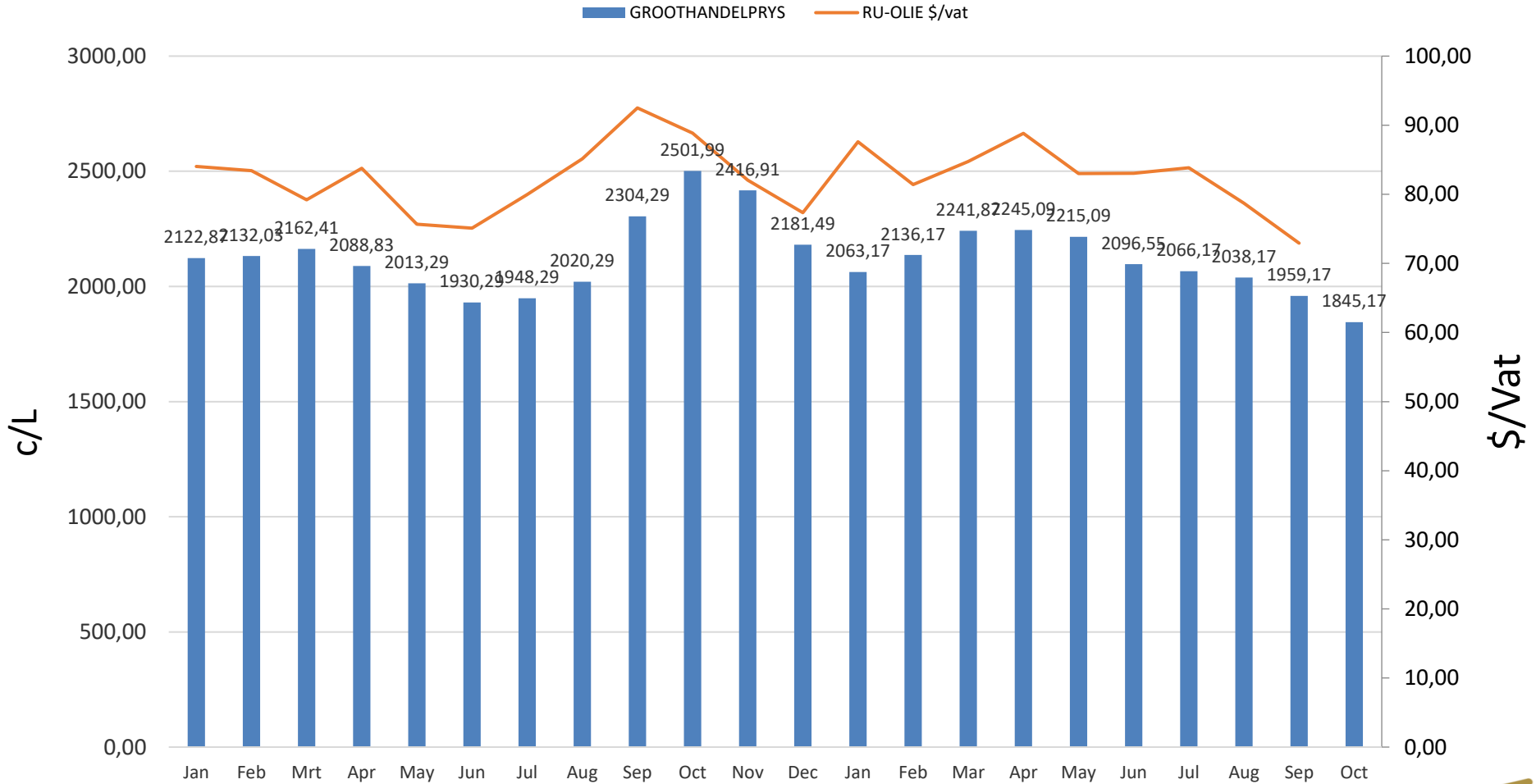


Fuel prices / Brandstofpryse



GRAANSA.CO.ZA

Monthly wholesale fuel price / Maandelikse groothandel brandstof prys



Chemical Prices/Chemikalieë Pryse



REPORTED EX CHINA

GRAANSA.CO.ZA

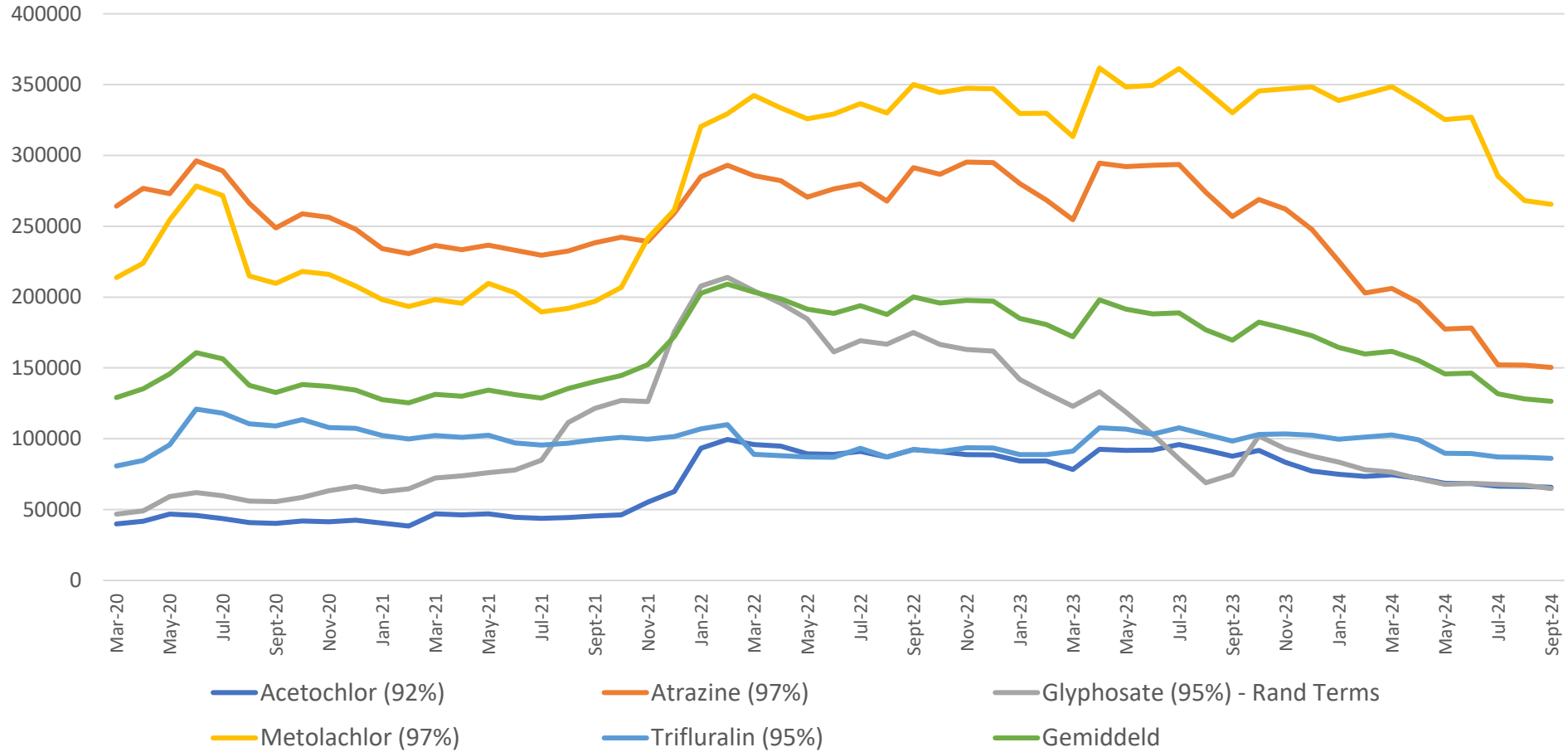
Onkruidodders/Herbicides

International herbicide prices - Year to Year change (R/t)			
	Sept-23	Sept-24	% change
	R/t	R/t	
Glyphosate (95%)	92 980	62 125	-33,2
Acetochlor (92%)	75 179	57 450	-23,6
Atrazine (97%)	83 462	54 759	-34,4
Metolachlor (97%)	118 270	79 729	-32,6
Trifluralin (95%)	103 432	83 234	-19,5

International herbicide prices - Month to Month change (R/t)			
	Aug-24	Sept-24	% change
	R/t	R/t	
Glyphosate (95%)	63 522	62 125	-2,2
Acetochlor (92%)	59 205	57 450	-3,0
Atrazine (97%)	81 521	54 759	-32,8
Metolachlor (97%)	320 406	79 729	-75,1
Trifluralin (95%)	394 703	83 234	-78,9



Onkruiddoders/Herbicides



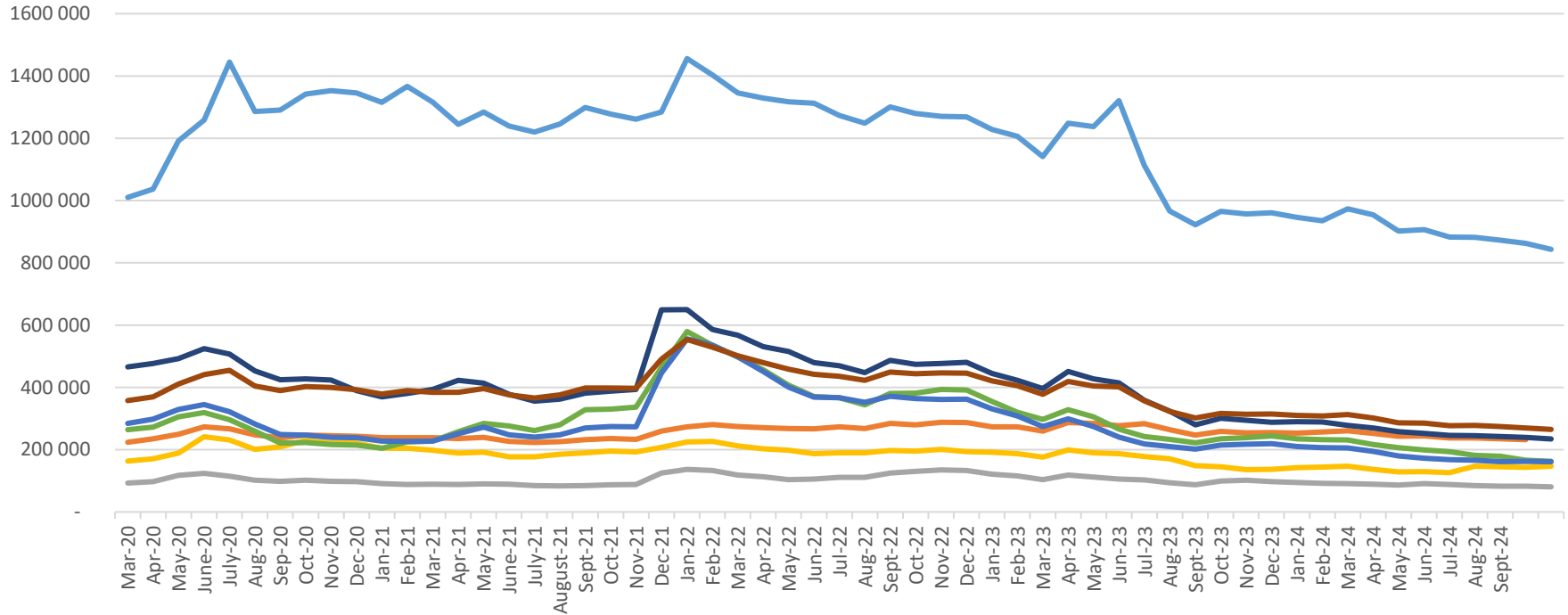
Insekdoders/Insecticides

International insecticide prices - Year to Year change (R/t)			
	Sept-23	Sept-24	% change
	R/t	R/t	
Imidacloprid (95%)	238 454	162 585	-31,8
Lambda-cyhalothrin (95%)	294 441	234 369	-20,4
Carbofuran (99%)	254 359	227 075	-10,7
Deltamethrin (98%)	956 880	843 292	-11,9
Acetamiprid (95%)	217 267	161 223	-25,8
Chlorpyrifos (95%)	101 547	80 612	-20,6
Cypermethrin (94%)	135 783	146 755	8,1

International insecticide prices - Month to Month change (R/t)			
	Aug-24	Sept-24	% change
	R/t	R/t	
Imidacloprid (95%)	166 007	162 585	-2,1
Lambda-cyhalothrin (95%)	239 636	234 369	-2,2
Carbofuran (99%)	232 178	227 075	-2,2
Deltamethrin (98%)	862 243	843 292	-2,2
Acetamiprid (95%)	162 525	161 223	-0,8
Chlorpyrifos (95%)	82 423	80 612	-2,2
Cypermethrin (94%)	143 334	146 755	2,4



Insekdoders/Insecticides



Carbofuran (98%)

Chlorpyrifos (95%)

Cypermethrin (94%)

Deltamethrin (98%)

Imidacloprid (95%)

Acetamiprid (95%)

Lambda-cyhalothrin (95%)

Average



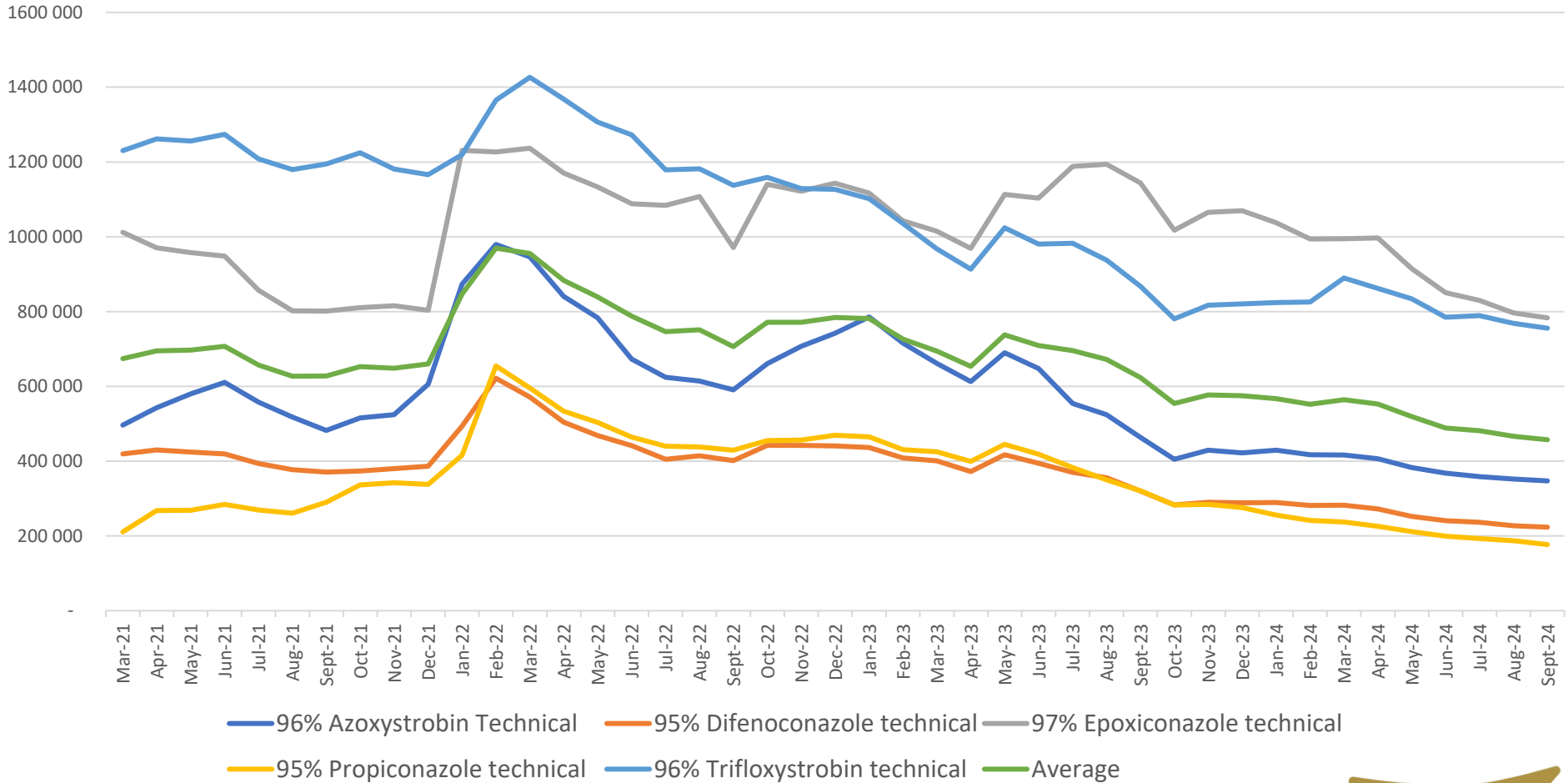
Swamdoders/Fungicides

International fungicides - Year to Year change (R/t)			
	Sept-23	Sept-24	% change
	R/t	R/t	
96% Azoxystrobin Technical	422 064	325 852	-22,8
95% Difenoconazole technical	99 693	76 070	-23,7
97% Epoxiconazole technical	47 056	52 350	11,3
95% Propiconazole technical	174 669	140 183	-19,7
96% Trifloxystrobin technical	288 271	229 346	-20,4

International fungicides - Month to Month change (R/t)			
	Aug-24	Sept-24	% change
	R/t	R/t	
96% Azoxystrobin Technical	334 336	325 852	-2,5
95% Difenoconazole technical	79 637	76 070	-4,5
97% Epoxiconazole technical	47 703	52 350	9,7
95% Propiconazole technical	143 334	140 183	-2,2
96% Trifloxystrobin technical	217 086	229 346	5,6



Swamdoders/Fungicides



Highlights in the Agrochemical sector

- China is currently the largest glyphosate supplier in the world. The dynamics of China's glyphosate greatly impacts the global supply structure, over 80% of glyphosate produced in China is exported, to more than 20 destinations in the world.
- In China, the month-to-month analysis reveals a predominantly downward trend in the prices of most herbicides, insecticides, and fungicides in Dollar terms from July 2024 to August 2024. Specifically, the tables in this report indicate a 2% decrease in the Rand terms of glyphosate (95%) during the same period.
- The depreciation of the Rand over the course of a year influences local prices, causing local prices to not decrease as much as in dollar terms. It is important to note that these international decreases in prices have not been experienced in the local market.

Source: Cnchemicals



Vir enige navrae / for any queries:
Christiaan Vercueil
christiaan@grainsa.co.za

GSA
GRAIN | GRAAN

THANK YOU