

***Maandelikse Insetprysmoniterings  
Verslag / Monthly Input price monitoring  
Report***

**Updated: May 2024**

(Used International prices for April)

**Opedateer: Mei 2024**

(Gebruik Internasionale pryse vir April)

***Disclaimer:*** The information herein has been obtained from various sources, the accuracy and/or completeness of which Grain SA does not guarantee and for which Grain SA accepts no liability. Any prices or levels contained herein are preliminary and indicative only and do not represent bids or offers. These indications are provided solely for your information and consideration.

# Chemical Prices/Chemikalieë Pryse



**REPORTED EX CHINA**

**[GRAANSA.CO.ZA](http://GRAANSA.CO.ZA)**

# Onkruidodders/Herbicides

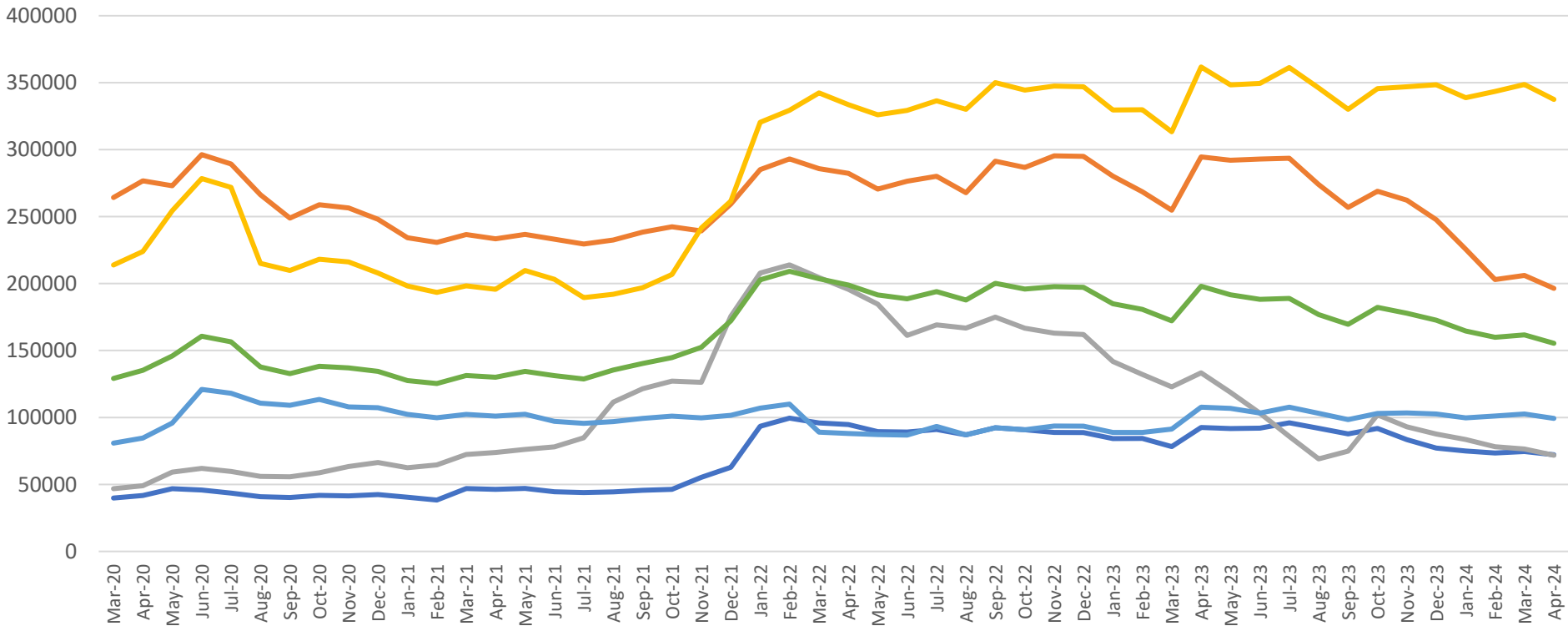
International herbicide prices - Year to Year change (R/t)			
	Apr-23	Apr-24	% change
	R/t	R/t	
Glyphosate (95%)	103 158	68 666	-33,4
Acetochlor (92%)	80 360	63 973	-20,4
Atrazine (97%)	92 059	68 303	-25,8
Metolachlor (97%)	144 382	85 733	-40,6
Trifluralin (95%)	103 310	89 501	-13,4

International herbicide prices - Month to Month change (R/t)			
	Mar-24	Apr-24	% change
	R/t	R/t	
Glyphosate (95%)	67 802	68 666	1,3
Acetochlor (92%)	63 858	63 973	0,2
Atrazine (97%)	68 601	68 303	-0,4
Metolachlor (97%)	85 315	85 733	0,5
Trifluralin (95%)	89 669	89 501	-0,2



# Onkruiddoders/Herbicides

Internasionale prys tendense (Rand terme) / Internasional price trend (Rand terms)



# Insekdoders/Insecticides

International insecticide prices - Year to Year change (R/t)			
	Apr-23	Apr-24	% change
	R/t	R/t	
Imidacloprid (95%)	266 456	199 000	-25,3
Lambda-cyhalothrin (95%)	414 605	252 016	-39,2
Carbofuran (99%)	277 284	244 172	-11,9
Deltamethrin (98%)	1 320 398	906 787	-31,3
Acetamiprid (95%)	240 048	172 142	-28,3
Chlorpyrifos (95%)	105 896	90 588	-14,5
Cypermethrin (94%)	187 497	129 541	-30,9

International insecticide prices - Month to Month change (R/t)			
	Mar-24	Apr-24	% change
	R/t	R/t	
Imidacloprid (95%)	206 535	199 000	-3,6
Lambda-cyhalothrin (95%)	257 819	252 016	-2,3
Carbofuran (99%)	242 982	244 172	0,5
Deltamethrin (98%)	902 366	906 787	0,5
Acetamiprid (95%)	179 807	172 142	-4,3
Chlorpyrifos (95%)	86 049	90 588	5,3
Cypermethrin (94%)	128 909	129 541	0,5



# Swamdoders/Fungicides

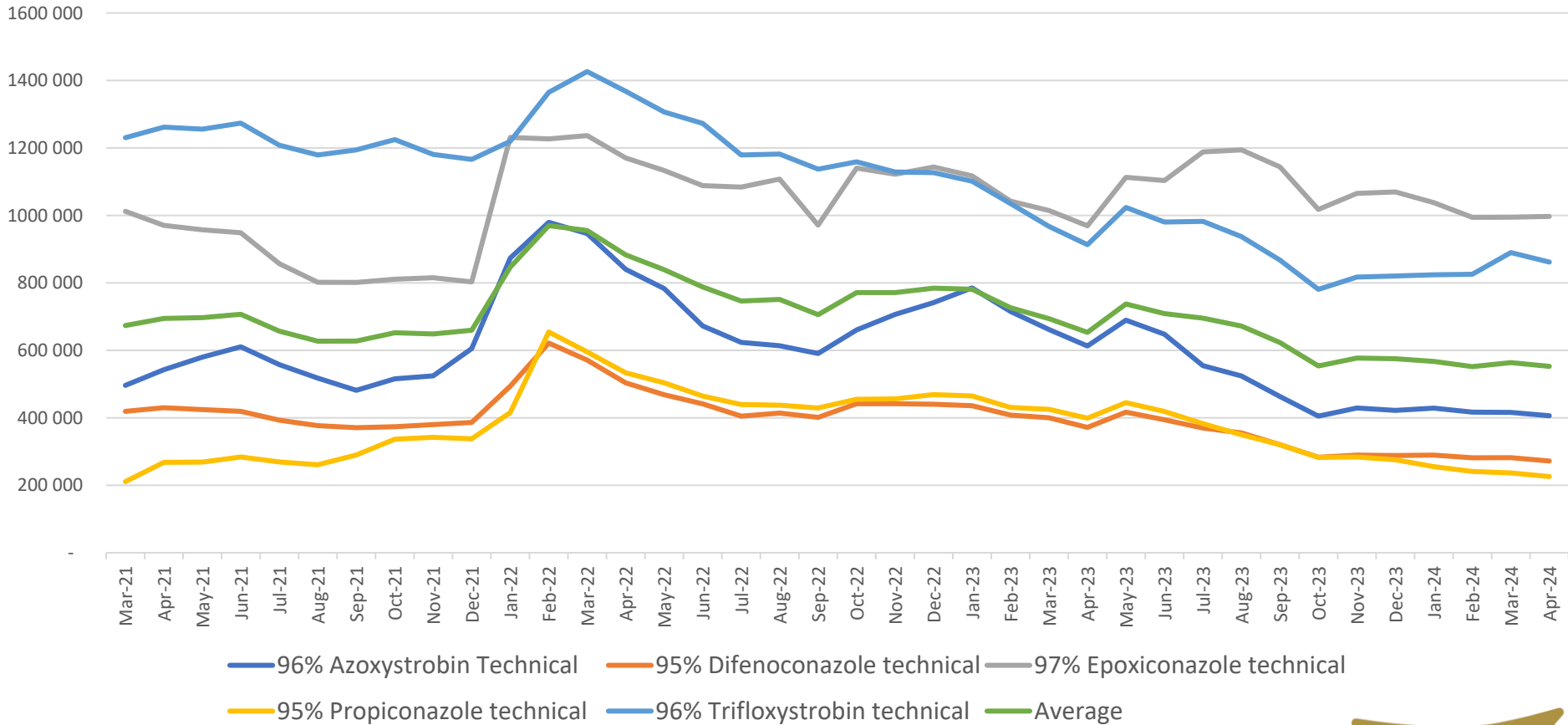
International fungicides - Year to Year change (R/t)			
	Apr-23	Apr-24	% change
	R/t	R/t	
96% Azoxystrobin Technical	554 567	358 445	-35,4
95% Difenoconazole technical	369 712	236 359	-36,1
97% Epoxiconazole technical	1 188 358	830 186	-30,1
95% Propiconazole technical	382 915	192 896	-49,6
96% Trifloxystrobin technical	982 376	789 023	-19,7

International fungicides - Month to Month change (R/t)			
	Mar-24	Apr-24	% change
	R/t	R/t	
96% Azoxystrobin Technical	367 632	358 445	-2,5
95% Difenoconazole technical	241 038	236 359	-1,9
97% Epoxiconazole technical	850 437	830 186	-2,4
95% Propiconazole technical	199 245	192 896	-3,2
96% Trifloxystrobin technical	785 176	789 023	0,5



# Swamdoders/Fungicides

Internasionale prystendense (Rand terme) / Internasional price trends (Rand terms)



# Highlights in the Agrochemical sector

- China is currently the largest glyphosate supplier in the world. The dynamics of China's glyphosate greatly impacts the global supply structure, over 80% of glyphosate produced in China is exported, to more than 20 destinations in the world.
- In China, the month-to-month analysis reveals a predominantly downward trend in the prices of most herbicides, insecticides, and fungicides in Dollar terms from March 2024 to April 2024. Specifically, the tables in this report indicate a 1,3% Increase in the Rand terms of glyphosate (95%) during the same period.
- The depreciation of the Rand over the course of a year influences local prices, causing local prices to not decrease as much as in dollar terms. It is important to note that these international decreases in prices have not been experienced in the local market.

Source: Cnchemicals





# Fertilizer Prices / Kunsmispryse



[GRAANSA.CO.ZA](http://GRAANSA.CO.ZA)

## International Fertilizer Prices/Internationale Kunsmispryse (Dollar Terms/ Dollar Waarde)

Year on year change	Apr-23	Apr-24	% change
Kunsmis/Fertilizer	Dollar/ton	Dollar/ton	%
Ammonia (Middle East)	318	285	-10,4
Urea (46) (Eastern Europe)	259	302	16,6
DAP (USA Gulf)	602	597	-0,8
KCL (CIS)	438	284	-35,2
<b>Rand/Dollar exchange rate</b>	<b>18,17</b>	<b>18,88</b>	<b>3,9</b>



## Gemiddelde Internasionale kunsmispryse (Rand waarde)/ Average International fertilizer prices (Rand terms)

Year on year change	Apr-23	Apr-24	% change
Kunsmis/Fertilizer	Rand/ton	Rand/ton	%
Ammonia (Middle East)	5778	5381	-6,9
Urea (46) (Eastern Europe)	4706	5702	21,2
DAP (USA Gulf)	10938	11271	3,0
KCL (CIS)	7958	5362	-32,6

## Local Fertilizer Prices/ Plaaslike Kunsmispryse (Rand Terms/Rand Waarde)

Year on year change	May-23	May-24	% Δ
Kunsmis/Fertilizer	R/ton	R/ton	%
KAN (28)	9414	9548	1,4
Ureum (46)	9678	10107	4,4
MAP	15803	16011	1,3
Kaliumchloried	11764	9396	-20,1



## International Fertilizer Prices/Internationale Kunsmispryse (Dollar Terms/ Dollar Waarde)

Month to month change	Mar-24	Apr-24	% Change
Kunsmis/Fertilizer	Dollar/ton	Dollar/ton	%
Ammonia (Middle East)	295	285	-3,4
Urea (46) (Eastern Europe)	353	302	-14,4
DAP (USA Gulf)	603	597	-1,0
KCL (CIS)	286	284	-0,7
<b>Rand/Dollar exchange rate</b>	<b>18,82</b>	<b>18,88</b>	<b>0,3</b>



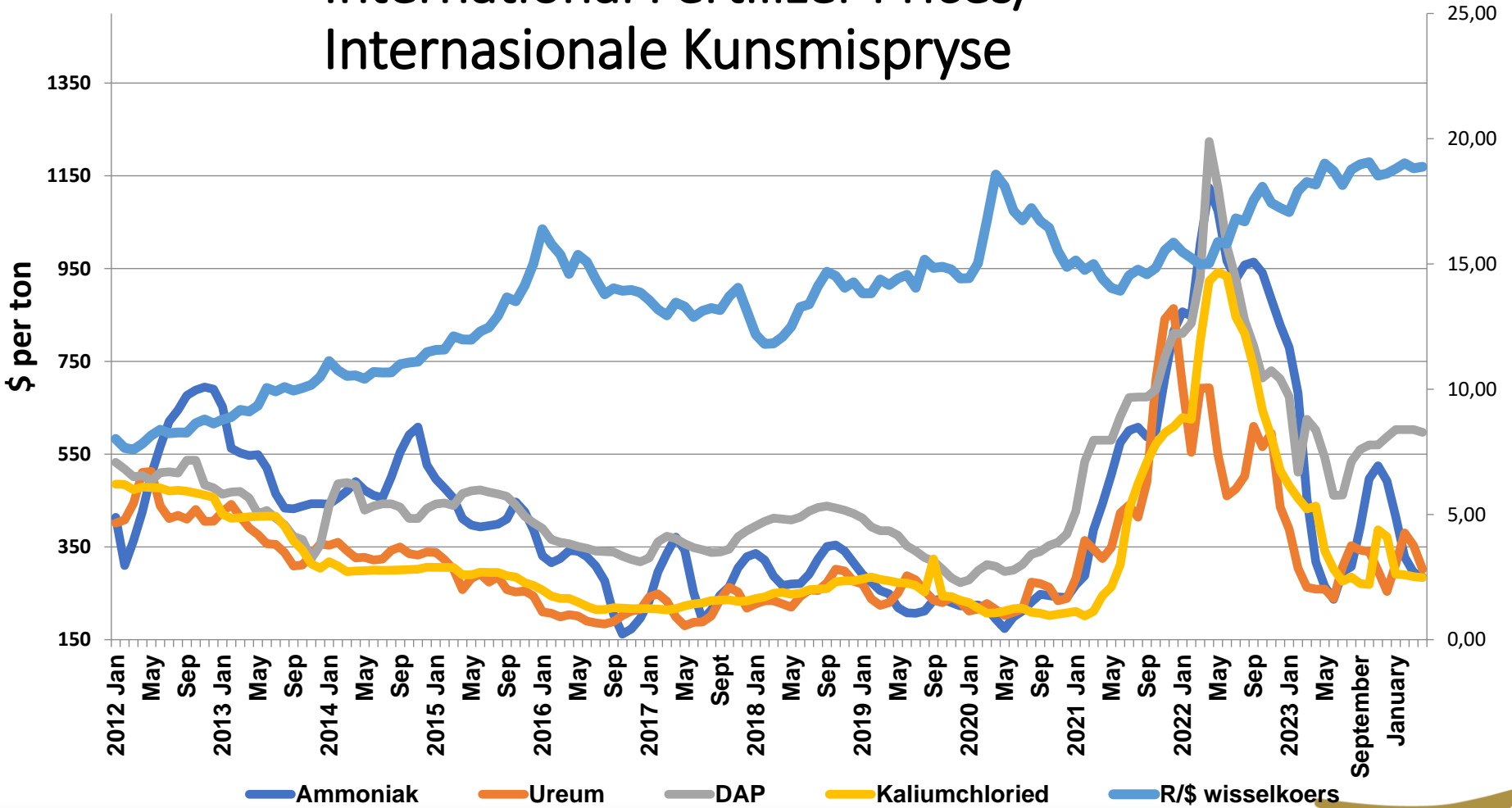
## Gemiddelde Internasionale kunsmispryse (Rand waarde)/Average International fertilizer prices (Rand terms)

Month to month change	Mar-24	Apr-24	% Change
Kunsmis/Fertiliser	Rand/ton	Rand/ton	%
Ammonia (Middle East)	5552	5381	-3,1
Urea (46) (Eastern Europe)	6643	5702	-14,2
DAP (USA Gulf)	11348	11271	-0,7
KCL (CIS)	5383	5362	-0,4


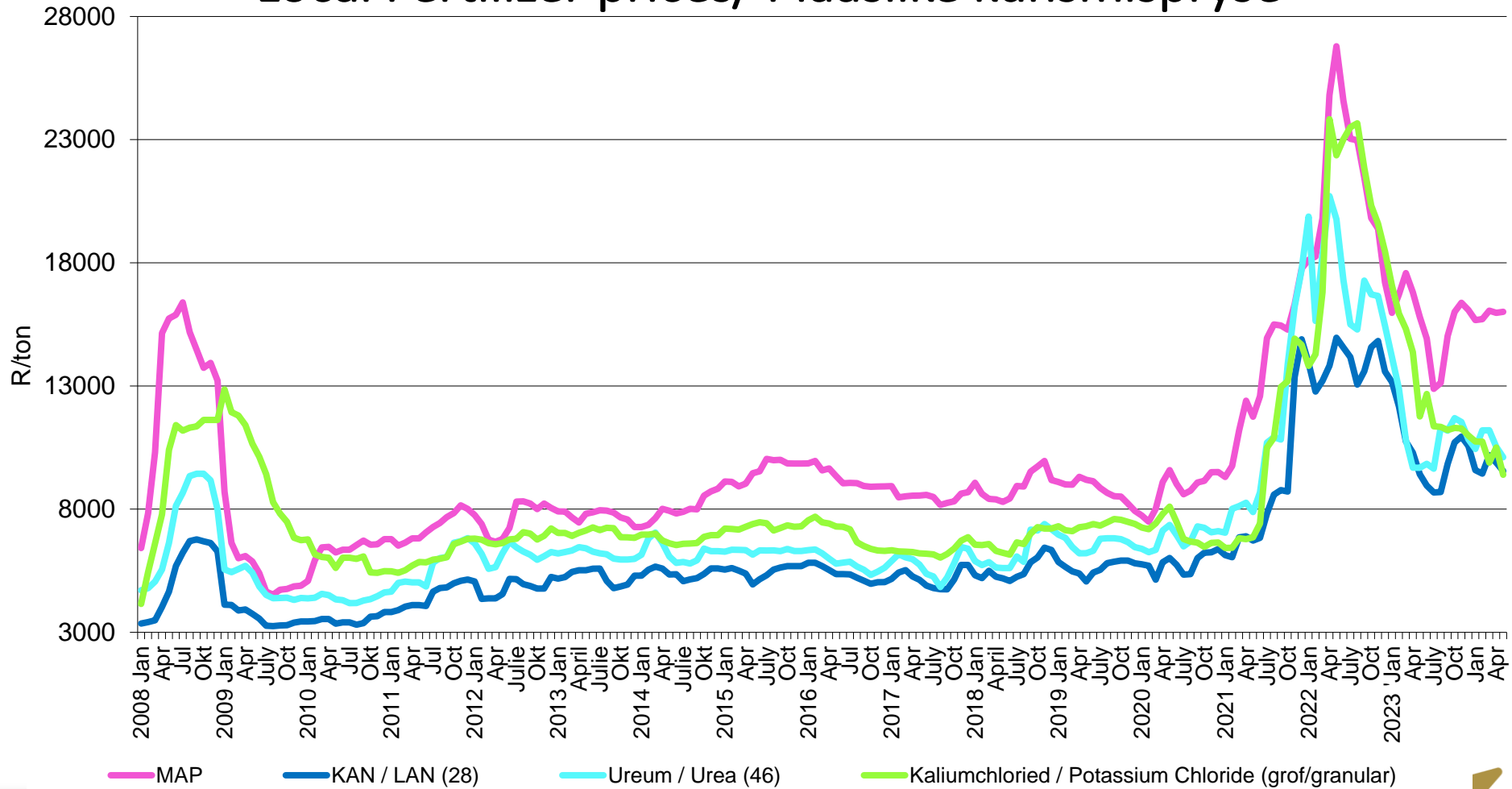
## Local Fertilizer Prices/ Plaaslike Kunsmispryse (Rand Terms/Rand Waarde)

Month to month change	Apr-24	May-24	% Δ
Kunsmis/Fertiliser	R/ton	R/ton	%
LAN (28)	9890	9548	-3,5
Urea (46)	10532	10107	-4,0
MAP	15966	16011	0,3
KCL	10501	9396	-10,5

# International Fertilizer Prices/ Internasionale Kunsmispryse



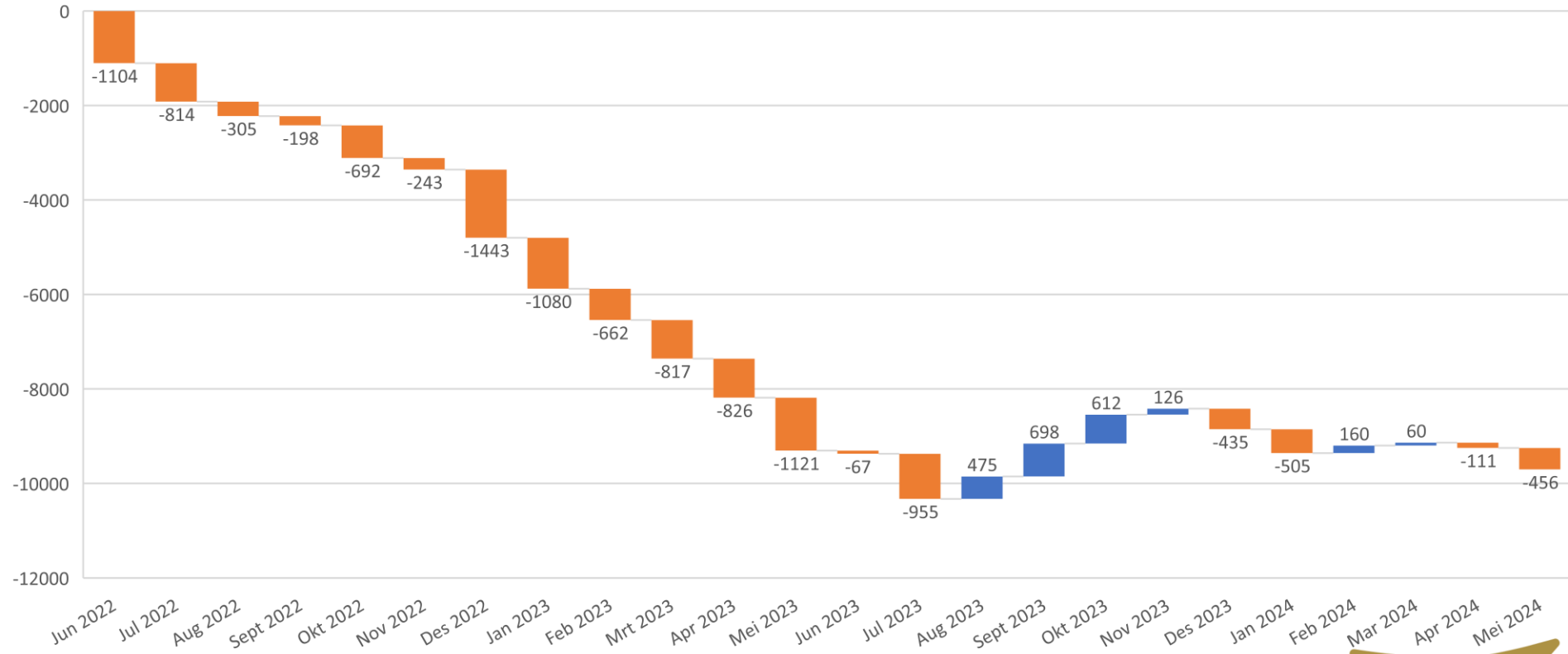
# Local Fertilizer prices/ Plaaslike kunsmispryse



# Local Fertilizer prices/ Plaaslike kunsmispryse

Prys bewegings vanaf June'22 to May 2024

■ Increase ■ Decrease ■ Total





# Highlights in the fertiliser market

## Nitrogen:

**Urea:** The build-up of inventory and resultant pressure to chase sales is the dominant theme amongst the major urea producers around the world. The seasonal lull in demand means that there are very few buyers experiencing any urgency to make purchases and this is leaving sellers feeling the heat. The handful of producers that tested the markets this week quickly found that the prices needed to conclude deals were even lower than they feared.

**Ammonia:** The ammonia market has been quiet while urea has been in freefall. The most notable development this week was the fortnightly contract price for Tampa in the USA being settled \$25/t down at \$450/t CFR. Ammonia into Tampa is exclusively for ammonium phosphate production and with DAP prices falling significantly, it is natural that ammonia prices are coming under pressure. The Western ammonia markets of North America and West Europe remain at a large premium above Eastern markets. The Middle East price remains at below \$300/t FOB.

Source: F Curve Insight



# Highlights in the fertiliser market

## Phosphates:

Last week saw the Indian DAP price lose a good \$20/t as traders long on product direct their sales to the only active buyers. The Indian DAP price is now below \$520/t CFR, which implies netback values to China and Saudi Arabia of below \$500/t – the benchmark prices in those markets are still above \$500/t FOB but it appears to be a question of time before they drop below \$500/t. Indian DAP prices have now fallen around \$75/t over the past 6 weeks.

## Potash:

Potash prices in all the major regions held steady this week. Demand is usually at its lowest in May and potash market players are patiently waiting for a signal from one of the major price ‘events’ of the year – at the moment the main outstanding pricing event is the Indian annual contract price, which has still not been finalized more than 4 months into 2024.

Source: FCurve

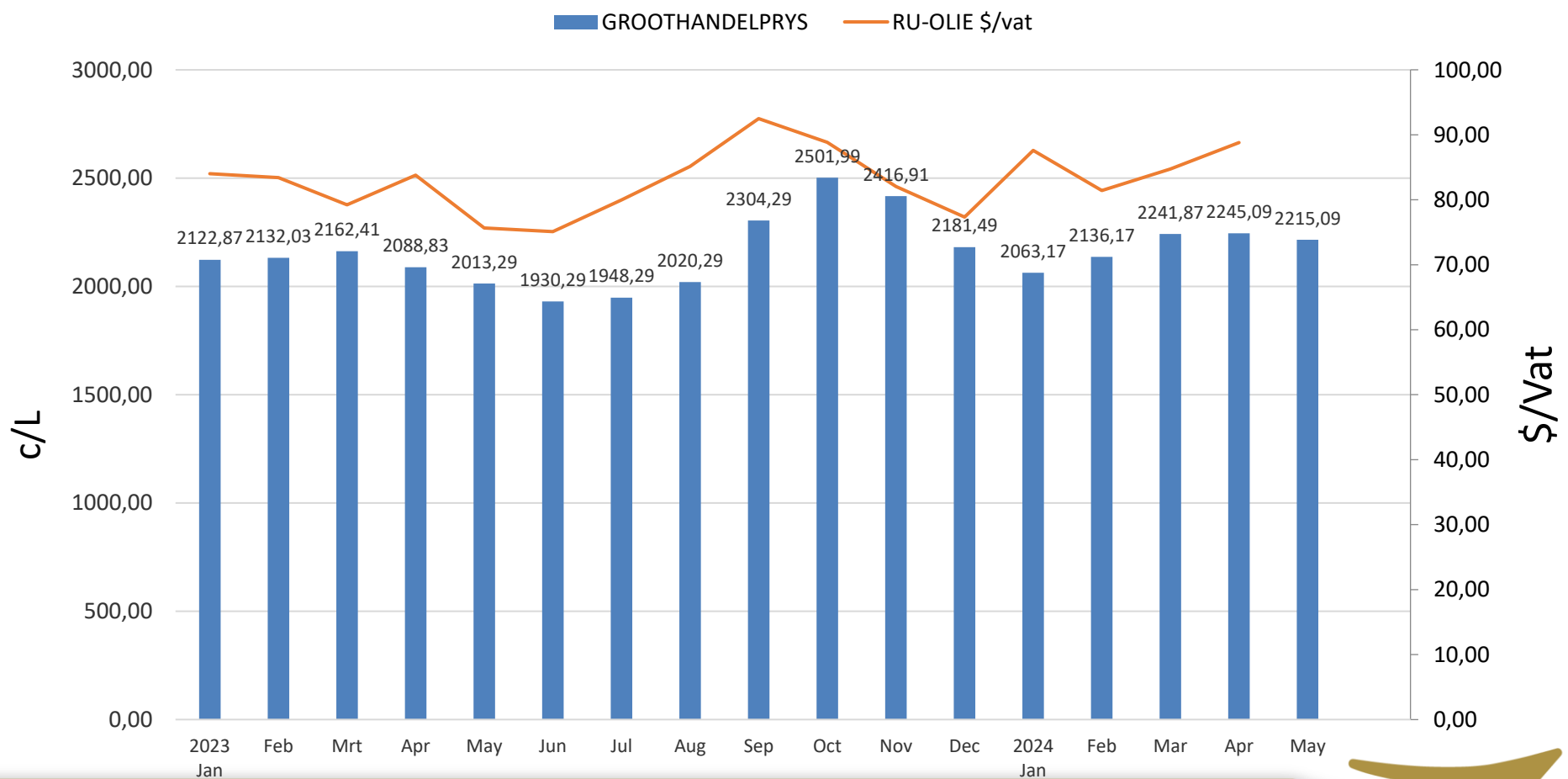


# Fuel prices / Brandstofpryse



[GRAANSA.CO.ZA](http://GRAANSA.CO.ZA)

# Monthly wholesale fuel price / Maandelikse groothandel brandstof prys





**GSA**  
GRAIN | GRAAN

*THANK YOU*