

***Maandelikse Insetprysmoniterings
Verslag / Monthly Input price monitoring
Report***

Updated: August 2024

(Used International prices for July)

Opgedateer: Augustus 2024

(Gebruik Internasionale pryse vir Julie)

Disclaimer: The information herein has been obtained from various sources, the accuracy and/or completeness of which Grain SA does not guarantee and for which Grain SA accepts no liability. Any prices or levels contained herein are preliminary and indicative only and do not represent bids or offers. These indications are provided solely for your information and consideration.

Fertilizer Prices / Kunsmispryse



GRAANSA.CO.ZA

International Fertilizer Prices/Internationale Kunsmispryse (Dollar Terms/ Dollar Waarde)

| Year on year change | Jul 23 | Jul 24 | % change |
|----------------------------------|--------------|--------------|------------|
| Kunsmis/Fertilizer | Dollar/ton | Dollar/ton | % |
| Ammonia (Middle East) | 296 | 356 | 20,3 |
| Urea (46) (Eastern Europe) | 307 | 348 | 13,4 |
| DAP (USA Gulf) | 462 | 586 | 26,8 |
| KCL (CIS) | 276 | 279 | 1,1 |
| Rand/Dollar exchange rate | 18,15 | 18,25 | 0,6 |



Gemiddelde Internasionale kunsmispryse (Rand waarde)/ Average International fertilizer prices (Rand terms)

| Year on year change | Jul-23 | Jul-24 | % change |
|----------------------------|----------|----------|----------|
| Kunsmis/Fertilizer | Rand/ton | Rand/ton | % |
| Ammonia (Middle East) | 5372 | 6497 | 20,9 |
| Urea (46) (Eastern Europe) | 5572 | 6351 | 14,0 |
| DAP (USA Gulf) | 8385 | 10695 | 27,5 |
| KCL (CIS) | 5009 | 5092 | 1,6 |

Local Fertilizer Prices/ Plaaslike Kunsmispryse (Rand Terms/Rand Waarde)

| Year on year change | Aug-23 | Aug-24 | % Δ |
|---------------------|--------|--------|-------|
| Kunsmis/Fertilizer | R/ton | R/ton | % |
| KAN (28) | 8696 | 9452 | 8,7 |
| Ureum (46) | 11320 | 10185 | -10,0 |
| MAP | 13117 | 17126 | 30,6 |
| Kaliumchloried | 11338 | 8997 | -20,6 |



International Fertilizer Prices/Internationale Kunsmispryse (Dollar Terms/ Dollar Waarde)

| Month to month change | Jun-24 | Jul-24 | % Change |
|----------------------------------|--------------|--------------|-------------|
| Kunsmis/Fertilizer | Dollar/ton | Dollar/ton | % |
| Ammonia (Middle East) | 344 | 356 | 3,5 |
| Urea (46) (Eastern Europe) | 341 | 348 | 2,1 |
| DAP (USA Gulf) | 586 | 586 | 0,0 |
| KCL (CIS) | 276 | 279 | 1,1 |
| Rand/Dollar exchange rate | 18,39 | 18,25 | -0,8 |



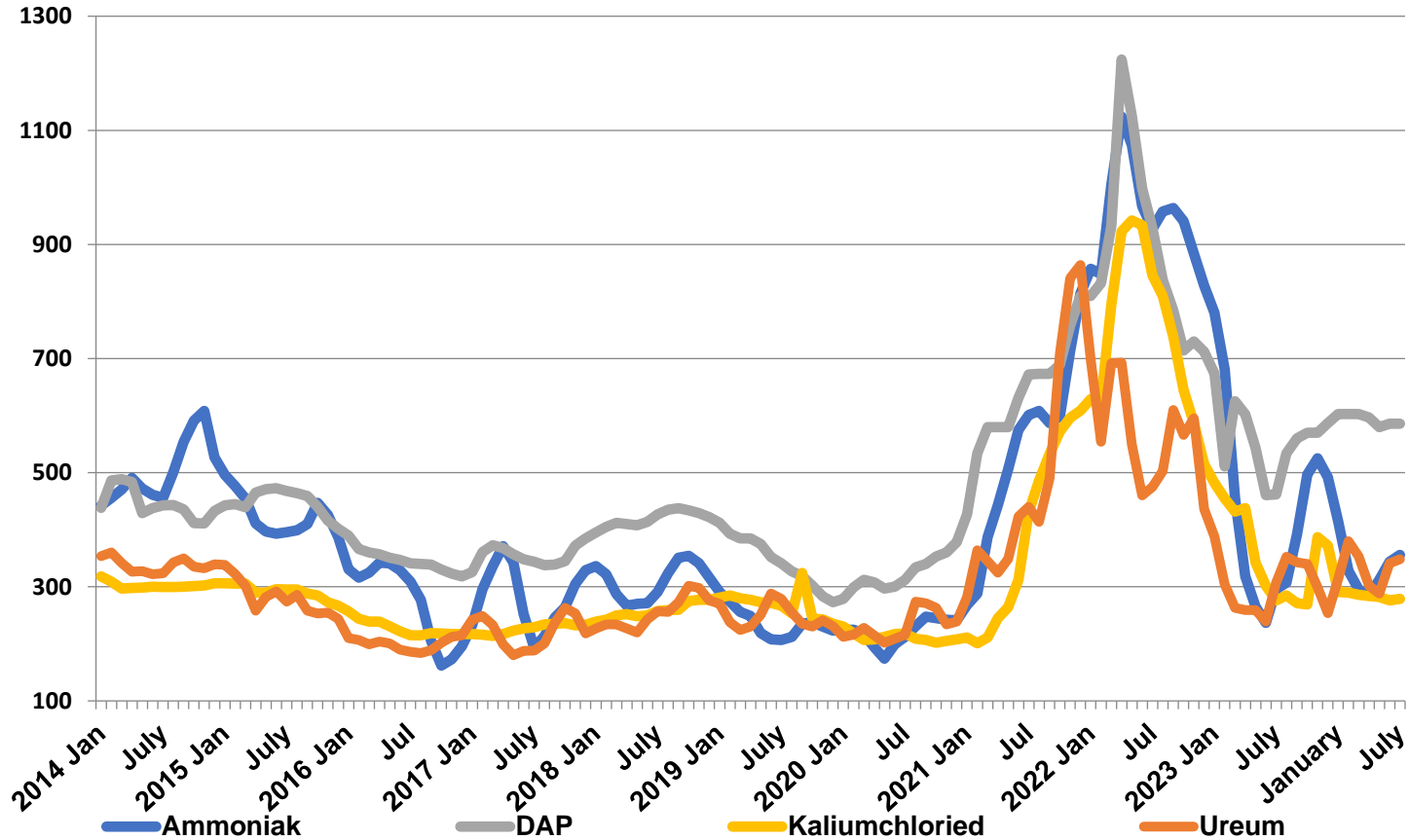
Gemiddelde Internasionale kunsmispryse (Rand waarde)/Average International fertilizer prices (Rand terms)

| Month to month change | Jun-24 | Jul-24 | % Change |
|----------------------------|----------|----------|----------|
| Kunsmis/Fertiliser | Rand/ton | Rand/ton | % |
| Ammonia (Middle East) | 6326 | 6497 | 2,7 |
| Urea (46) (Eastern Europe) | 6271 | 6351 | 1,3 |
| DAP (USA Gulf) | 10777 | 10695 | -0,8 |
| KCL (CIS) | 5076 | 5092 | 0,3 |

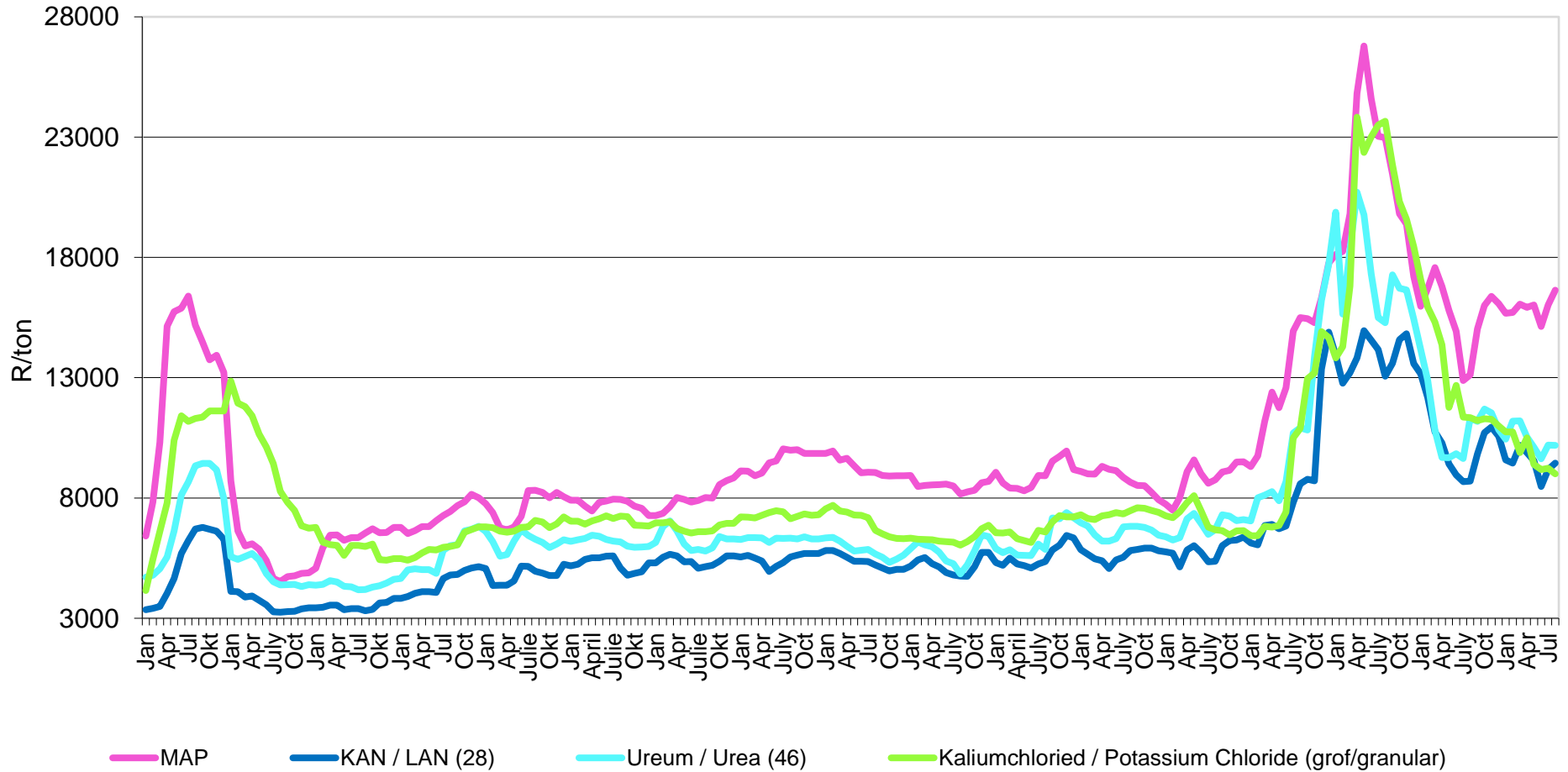
Local Fertilizer Prices/ Plaaslike Kunsmispryse (Rand Terms/Rand Waarde)

| Month to month change | Jul-24 | Aug-24 | % Δ |
|-----------------------|--------|--------|------|
| Kunsmis/Fertiliser | R/ton | R/ton | % |
| LAN (28) | 9185 | 9452 | 2,9 |
| Urea (46) | 10202 | 10185 | -0,2 |
| MAP | 16409 | 17126 | 4,4 |
| KCL | 9240 | 8997 | -2,6 |

International Fertilizer Prices/ Internasionale Kunsmispryse



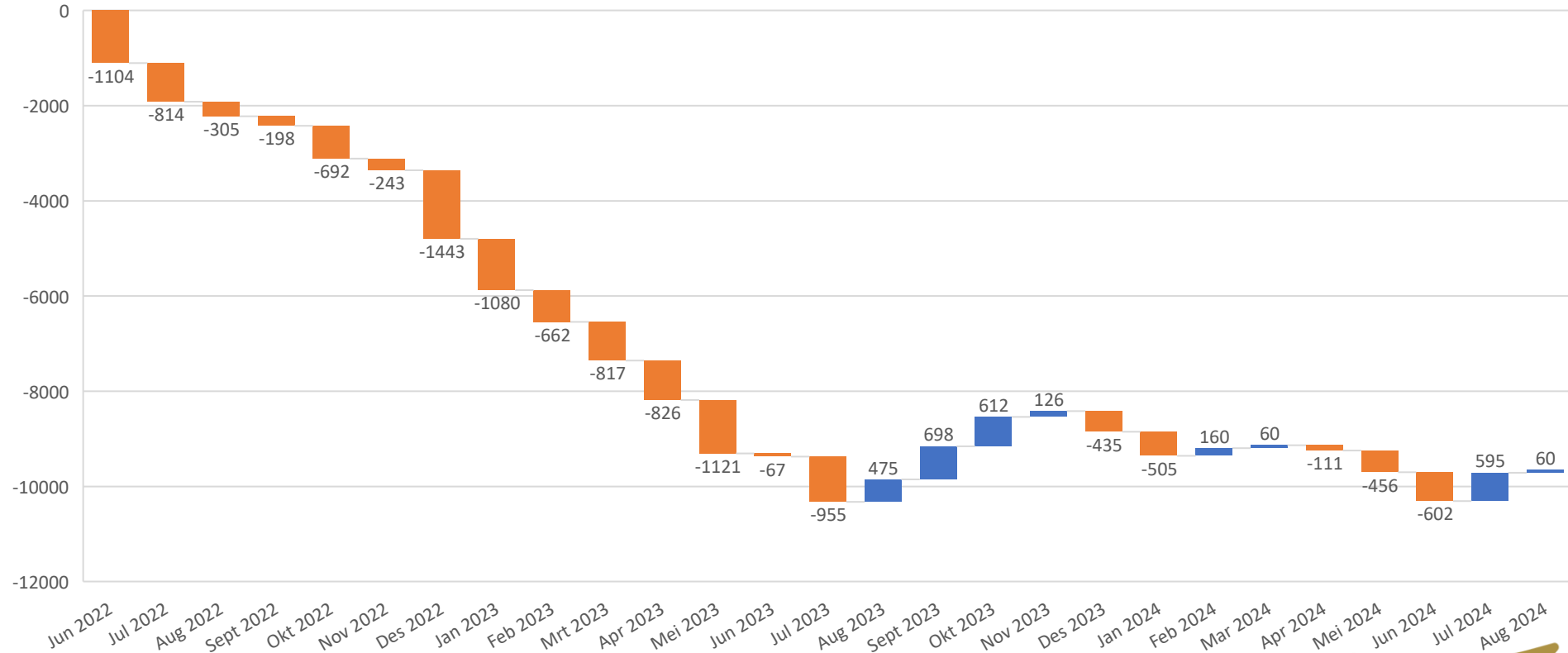
Local Fertilizer prices/ Plaaslike kunsmispryse



Local Fertilizer prices/ Plaaslike kunsmispryse

Price movement from Jun'22 to Aug '24

■ Increase ■ Decrease ■ Total



Highlights in the fertiliser market

Nitrogen:

Urea: The narrative being punted by various urea players of prices rising due to the latest Indian tender was proved false as prices have dropped this week. Urea supply-demand fundamentals point to a very oversupplied market. The Indian tender will likely commit a lot of the surplus product presently available and should tighten the market a little. We expect that prices will soften for the next week or two and thereafter firm steadily for the remainder of the year.

Ammonia: prices declined \$15/t in the Asian markets, opening the opportunity for sales from the East to the West. Because of the cost of freight for ammonia vessels, trade between the east and West is relatively unusual but the cost differential is now sufficient to justify such sales. The Middle East price is presently in the low to mid \$330s compared to over \$560/t in Europe.

Source: F Curve Insight



Highlights in the fertiliser market

Phosphates:

Phosphate India remains under severe pressure to procure phosphates as domestic demand is strong and stocks are low. This resulted in India paying \$30/t more this week for DAP as limited sources of supply mean the Indians are paying up to \$620/t CFR. Most other benchmark locations are unchanged this week but the theme in all regions is that supply is tight.

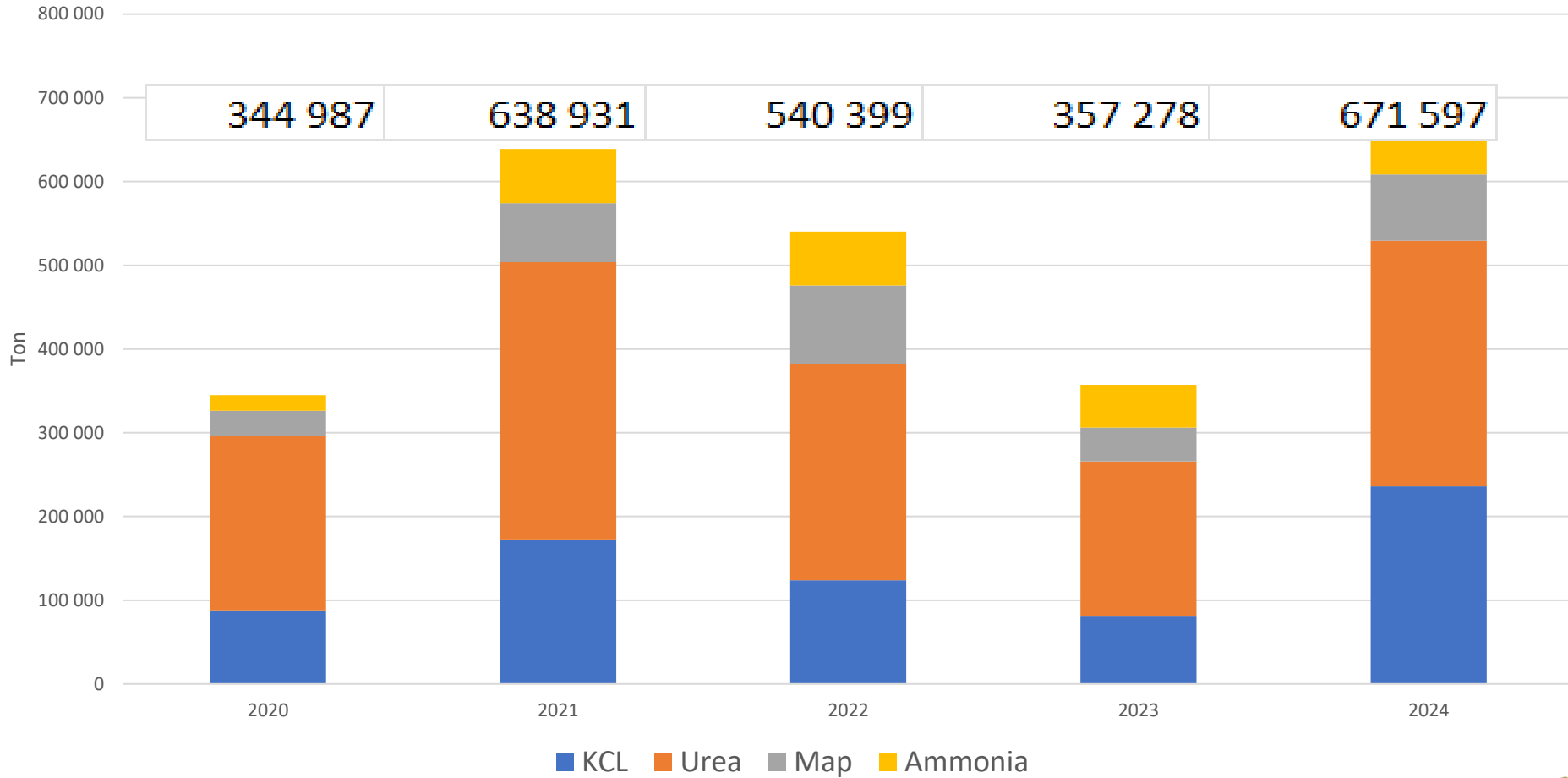
Potash:

Some potash volumes are starting to pick up now that the big annual contracts have been settled but overall volumes are lower than normal and producers are struggling to drum up business. The Brazilian prices was unchanged this week but the general mood is that potash needs to fall in Brazil before buying will really increase.

FCurve



Fertilizer imports / Kunsmis invoere (YTD Jun)



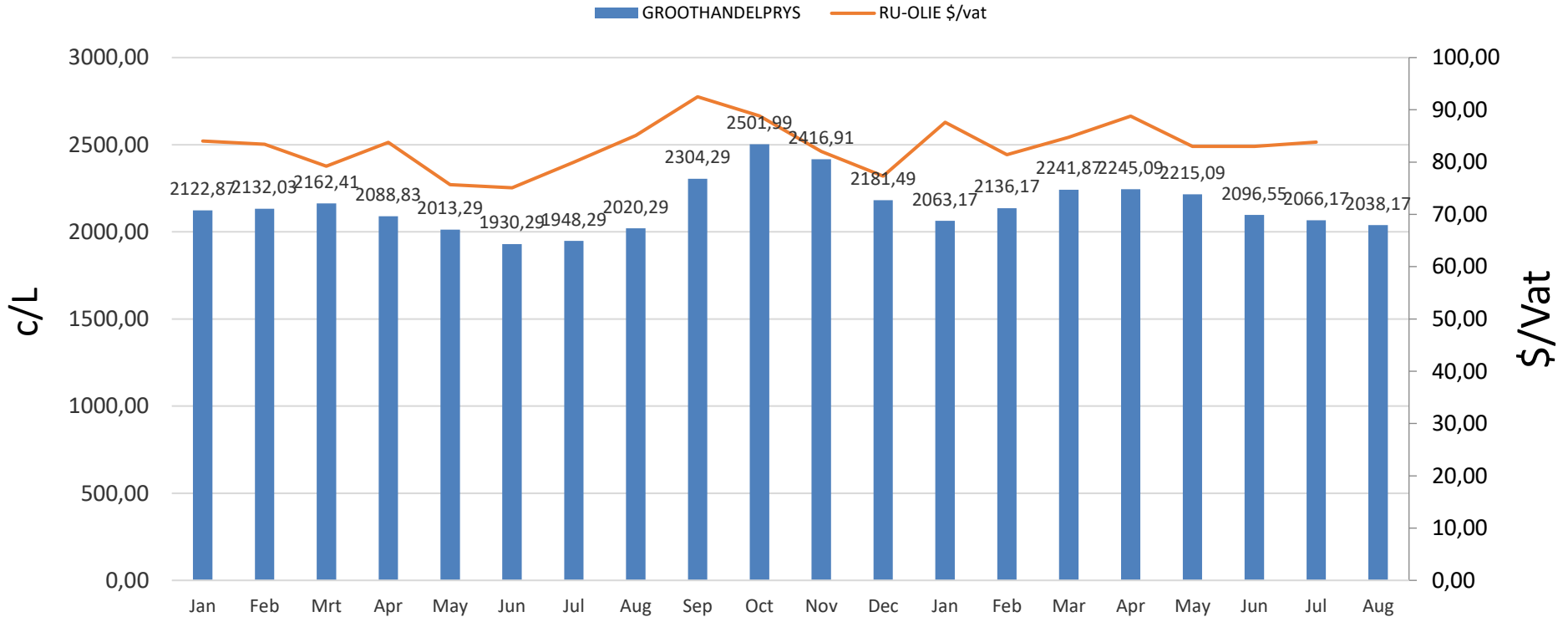
Fuel prices / Brandstofpryse



GRAANSA.CO.ZA

Monthly wholesale fuel price / Maandelikse groothandel brandstof prys

Groothandel dieseprys (c/L) en Ru-olie prys



Volgens die jongste inligting van SEF kan die dieselprys op 4 September 2024 met 65c/liter **Afneem** terwyl die petrolprys met 82c/liter kan **Afneem**. Groete Graan SA

According to the latest information from CEF, the diesel price could **Decrease** by 65c/litre on 4 September 2024 while the petrol price could **Decrease** with 82c/litre. Regards Grain SA



Chemical Prices/Chemikalieë Pryse



REPORTED EX CHINA

GRAANSA.CO.ZA

Onkruidodders/Herbicides

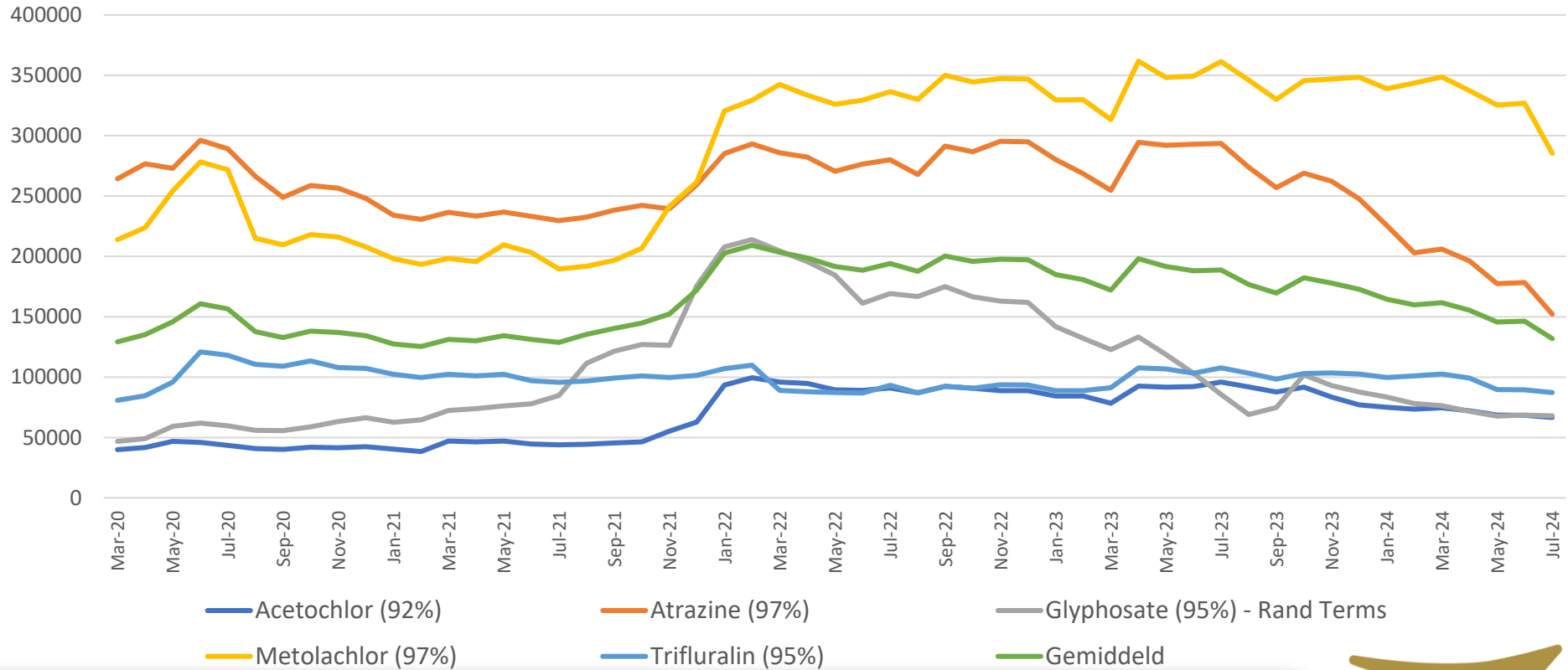
| International herbicide prices - Year to Year change (R/t) | | | |
|--|---------|--------|----------|
| | Jul-23 | Jul-24 | % change |
| | R/t | R/t | |
| Glyphosate (95%) | 74 850 | 64 790 | -13,4 |
| Acetochlor (92%) | 74 033 | 60 380 | -18,4 |
| Atrazine (97%) | 87 686 | 65 721 | -25,0 |
| Metolachlor (97%) | 125 021 | 82 492 | -34,0 |
| Trifluralin (95%) | 98 403 | 86 118 | -12,5 |

| International herbicide prices - Month to Month change (R/t) | | | |
|--|--------|--------|----------|
| | Jun-24 | Jul-24 | % change |
| | R/t | R/t | |
| Glyphosate (95%) | 67 262 | 64 790 | -3,7 |
| Acetochlor (92%) | 61 471 | 60 380 | -1,8 |
| Atrazine (97%) | 66 392 | 65 721 | -1,0 |
| Metolachlor (97%) | 83 334 | 82 492 | -1,0 |
| Trifluralin (95%) | 86 997 | 86 118 | -1,0 |



Onkruiddoders/Herbicides

Internasionale prys tendense (Rand terme) / International price trend (Rand terms)



Insekdoders/Insecticides

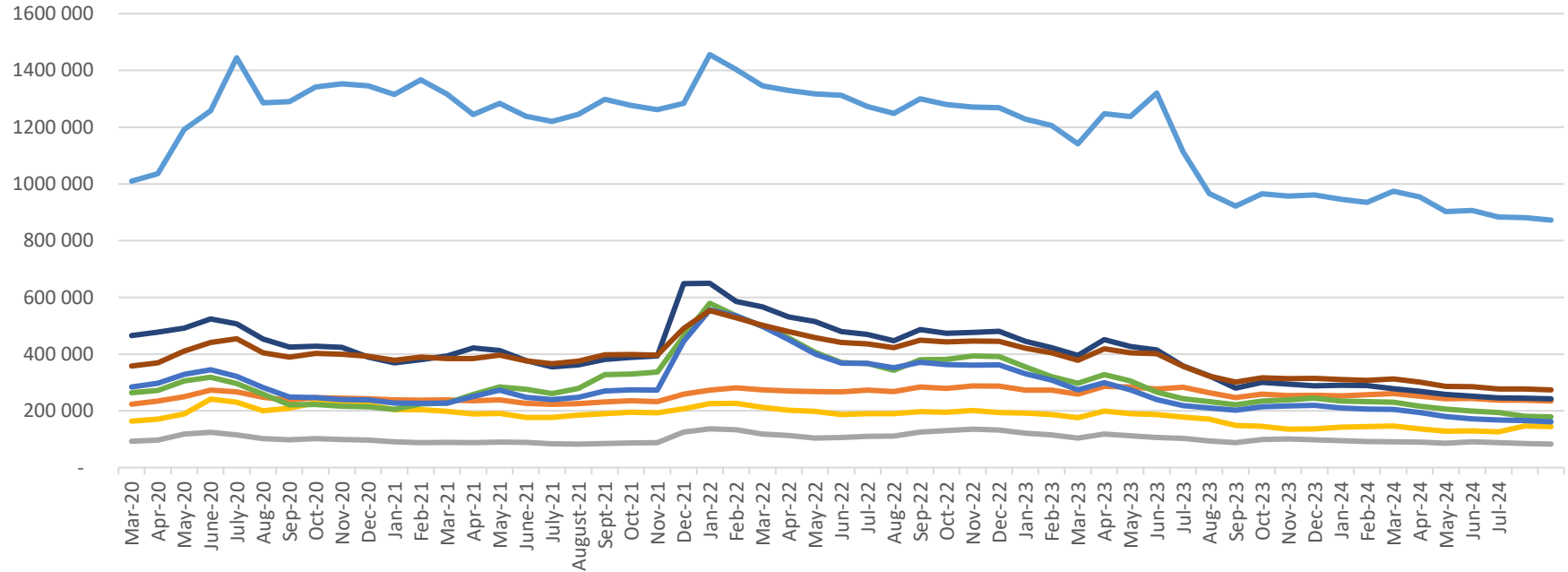
| International insecticide prices - Year to Year change (R/t) | | | |
|--|---------|---------|----------|
| | Jul-23 | Jul-24 | % change |
| | R/t | R/t | |
| Imidacloprid (95%) | 221 928 | 178 791 | -19,4 |
| Lambda-cyhalothrin (95%) | 280 125 | 242 489 | -13,4 |
| Carbofuran (99%) | 246 930 | 234 942 | -4,9 |
| Deltamethrin (98%) | 922 179 | 872 507 | -5,4 |
| Acetamiprid (95%) | 202 264 | 161 640 | -20,1 |
| Chlorpyrifos (95%) | 87 600 | 82 934 | -5,3 |
| Cypermethrin (94%) | 148 319 | 145 040 | -2,2 |

| International insecticide prices - Month to Month change (R/t) | | | |
|--|---------|---------|----------|
| | Jun-24 | Jul-24 | % change |
| | R/t | R/t | |
| Imidacloprid (95%) | 181 565 | 178 791 | -1,5 |
| Lambda-cyhalothrin (95%) | 244 964 | 242 489 | -1,0 |
| Carbofuran (99%) | 237 340 | 234 942 | -1,0 |
| Deltamethrin (98%) | 881 414 | 872 507 | -1,0 |
| Acetamiprid (95%) | 166 375 | 161 640 | -2,8 |
| Chlorpyrifos (95%) | 84 493 | 82 934 | -1,8 |
| Cypermethrin (94%) | 146 521 | 145 040 | -1,0 |



Insekdoders/Insecticides

Internasionale prystendense (Rand terme) / International price trends (Rand terms)



Carbofuran (98%)

Chlorpyrifos (95%)

Cypermethrin (94%)

Deltamethrin (98%)

Imidacloprid (95%)

Acetamiprid (95%)

Lambda-cyhalothrin (95%)

Average



Swamdoders/Fungicides

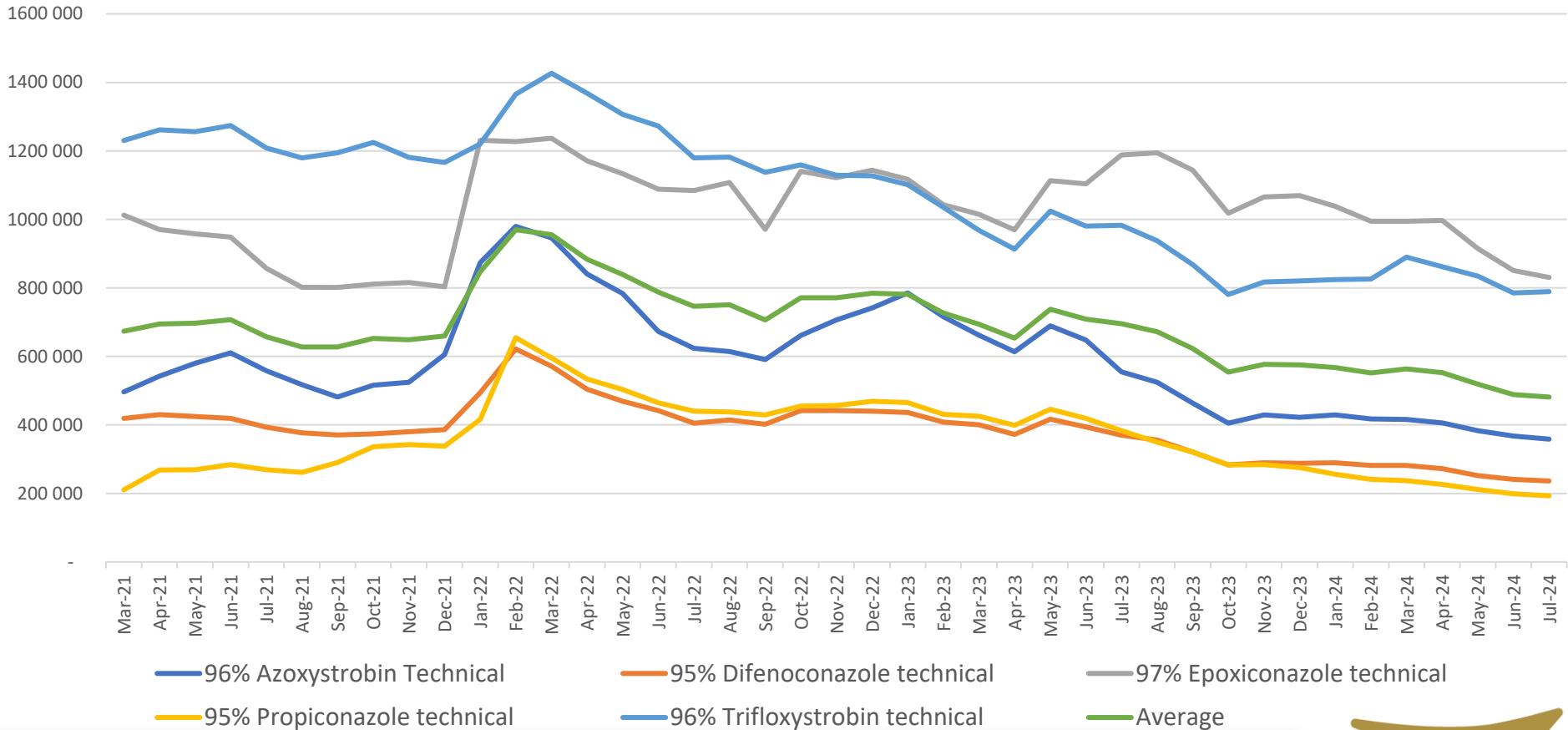
| International fungicides - Year to Year change (R/t) | | | |
|--|-----------|---------|----------|
| | Jul-23 | Jul-24 | % change |
| | R/t | R/t | |
| 96% Azoxystrobin Technical | 405 227 | 339 726 | -16,2 |
| 95% Difenoconazole technical | 283 118 | 218 966 | -22,7 |
| 97% Epoxiconazole technical | 1 017 713 | 751 813 | -26,1 |
| 95% Propiconazole technical | 283 011 | 173 857 | -38,6 |
| 96% Trifloxystrobin technical | 780 715 | 747 863 | -4,2 |

| International fungicides - Month to Month change (R/t) | | | |
|--|---------|---------|----------|
| | Jun-24 | Jul-24 | % change |
| | R/t | R/t | |
| 96% Azoxystrobin Technical | 347 229 | 339 726 | -2,2 |
| 95% Difenoconazole technical | 223 337 | 218 966 | -2,0 |
| 97% Epoxiconazole technical | 783 222 | 751 813 | -4,0 |
| 95% Propiconazole technical | 176 818 | 173 857 | -1,7 |
| 96% Trifloxystrobin technical | 755 498 | 747 863 | -1,0 |



Swamdoders/Fungicides

Internasionale prystendense (Rand terme) / Internasional price trends (Rand terms)



Highlights in the Agrochemical sector

- **China is currently the largest glyphosate supplier in the world. The dynamics of China's glyphosate greatly impacts the global supply structure, over 80% of glyphosate produced in China is exported, to more than 20 destinations in the world.**
- **In China, the month-to-month analysis reveals a predominantly downward trend in the prices of most herbicides, insecticides, and fungicides in Dollar terms from June 2024 to July 2024. Specifically, the tables in this report indicate a 3,7% decrease in the Rand terms of glyphosate (95%) during the same period.**
- **The depreciation of the Rand over the course of a year influences local prices, causing local prices to not decrease as much as in dollar terms. It is important to note that these international decreases in prices have not been experienced in the local market.**

Source: Cnchemicals



Vir enige navrae / for any queries:

Christiaan Vercueil

christiaan@grainsa.co.za

GSA
GRAIN | GRAAN

THANK YOU