



INSETPRYSMONITERINGS VERSLAG INPUT PRICE MONITORING REPORT



April 2025

Maandeliks Hersien / Revised Monthly



In die Verslag... In this Report...

Kunsmis/ Fertilizer

Global fertilizer markets are under pressure with **urea** prices steady at ~\$370/t FOB Middle East, though high global stocks and weak demand could drive them lower. The weak Rand has pushed local urea costs to around R8,500/t.

Phosphate prices rose \$20–25/t globally due to tight supply, with Brazil's MAP near \$700/t CFR and further pressure from large tenders in India and Ethiopia.

Potash remains firm, with tight availability in Southern Africa and rising prices in Brazil.

Diesel

The wholesale diesel price has been on a consistent downward trend, now at **R19,32 per litre**, with a further decrease of **37,66 cents per litre** anticipated. This will ease production costs and the decrease is attributed to a decrease in global Brent crude oil prices.

Chemikalieë/ Chemicals

Insecticides have experienced month-on-month price increases.

Cypermethrin price increased 21.54%.

Fungicides have experienced price decreases however and Epoxiconazole is 5.53% less expensive than the previous month.

Herbicide prices are down an average of 4.38% with Trifluralin prices leading with a 15.34% month-on-month decrease.

Chemical prices on average are still experiencing year-on-year decreases, but are not yet at pre-COVID levels.



Plaaslike Kunsmispryse (Rand Waarde)

Local Fertiliser Prices (Rand Terms)

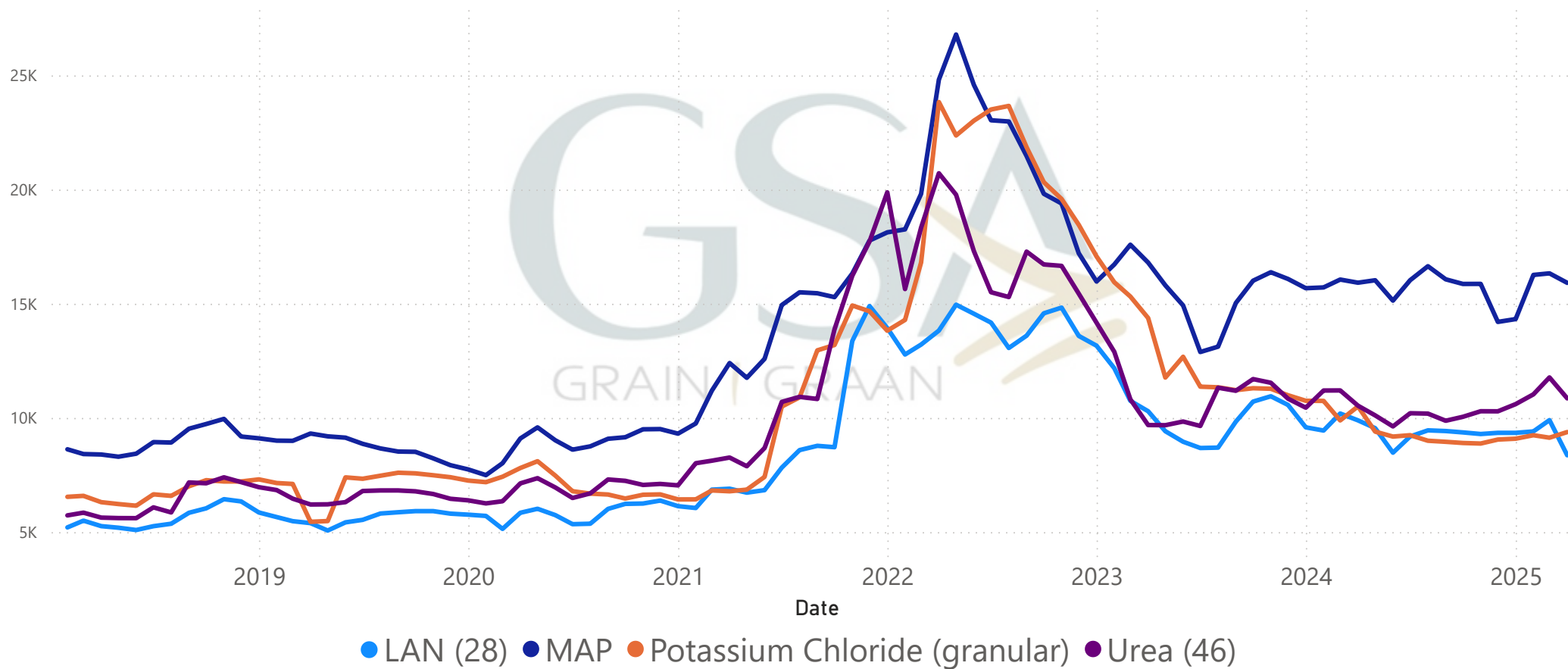
Kunsmis Naam/ Fertilizer Name	Current Ave Fert Price	Prev Month Average Price	M-M	Prev Year Average Price	Year on Year % Change
Potassium Chloride (granular)	9 377,50	9 130,33	2,71%	10 501,33	-10,70%
MAP	15 912,00	16 328,00	-2,55%	15 918,33	-0,04%
Urea (46)	10 853,50	11 770,00	-7,79%	10 532,00	3,05%
LAN (28)	8 361,00	9 900,50	-15,55%	9 890,00	-15,46%

	Increase in Price
	Decrease in Price



Plaaslike Kunsmispryse (Rand Waarde) Local Fertiliser Prices (Rand Terms)

Average Local Fertiliser Price (R/t)



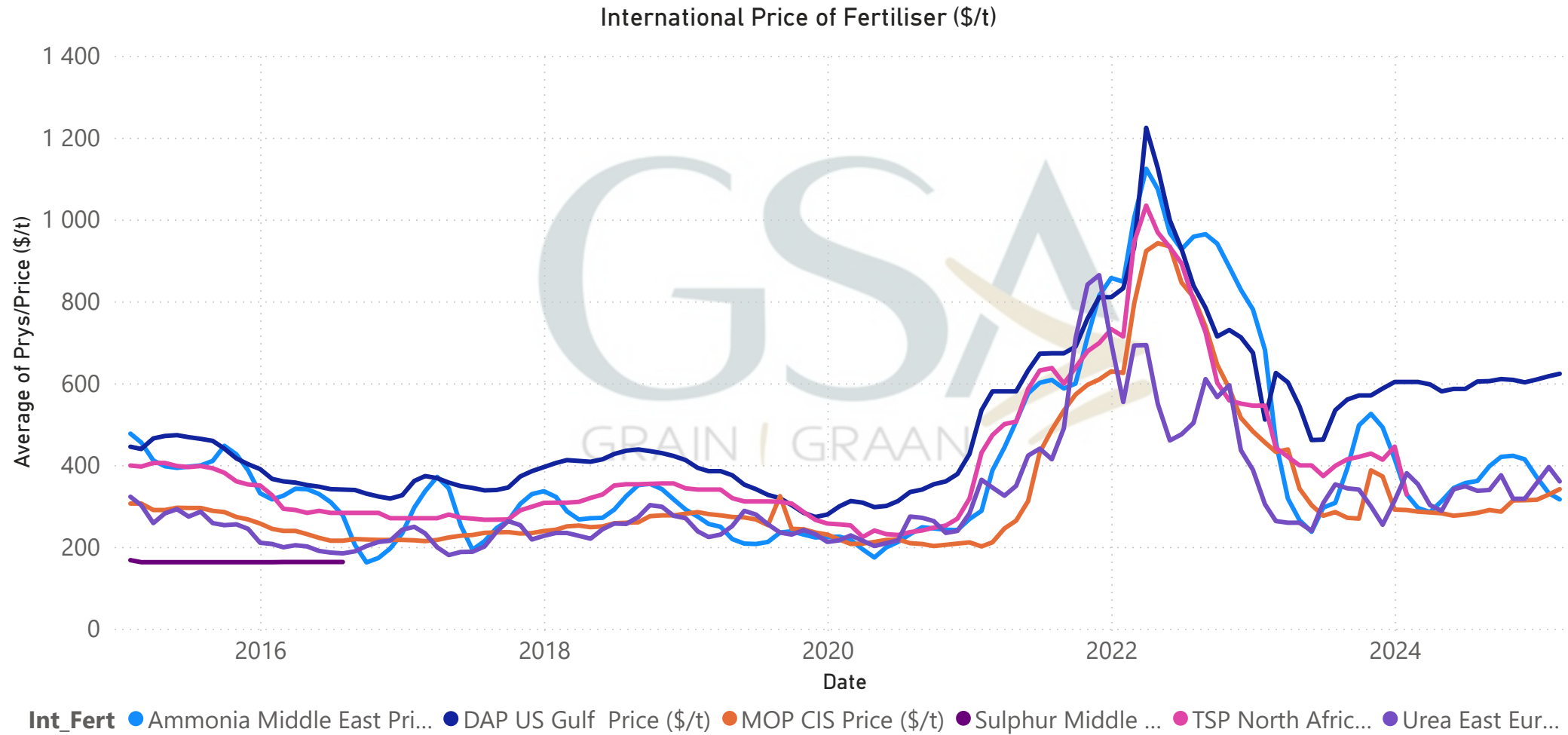
Internasionale Kunsmispryse (Dollar Waarde) International Fertiliser Prices (Dollar Terms)

Kunsmis Naam/ Fertiliser Name	Current Average Price	Previous Month Average Price	Month on Month % Change	Previous Year Average Price	Year on Year % Change
MOP CIS Price (\$/t)	341	328,00	3,81%	286,00	16,13%
Ammonia Middle East Price (\$/t)	316	331,00	-4,75%	295,00	6,65%
DAP US Gulf Price (\$/t)	623	617,00	0,96%	603,00	3,21%
Urea East Europe Price (\$/t)	360	395,00	-9,72%	353,00	1,94%

	Increase in Price
	Decrease in Price



Plaaslike Kunsmispryse (Rand Waarde) Local Fertiliser Prices (Rand Terms)



Highlights in the Fertiliser Market



Nitrogen

Urea:

- Prices stable at \$370/t FOB Middle East after India's tender (\$385/t CFR) closed.
- India only accepted ~400,000t of the 1.5m tons tendered – may trigger another tender soon.
- Prices likely to fall in coming months despite market talk of rises.
- Rand weakness pushed local urea import parity close to R8,500/t ex-warehouse.

Other Nitrogens:

- Ammonium Sulphate (Amsul): Firming with Brazilian demand up 50% YoY.
- Ammonium Nitrate (AN): EU prices down sharply; Brazil prices up.
- Ammonia: Falling globally, especially in Europe (-\$20 to \$495/t CFR), as tariff confusion hits US trade.



Phosphates

- Tight supply will lead to a price surge
- MAP in Brazil: Up \$20–25/t, approaching \$700/t CFR.
- DAP in India: Jumped ~\$25/t – few suppliers available.
- Ethiopia's tender for 400,000t DAP will tighten supply even further.

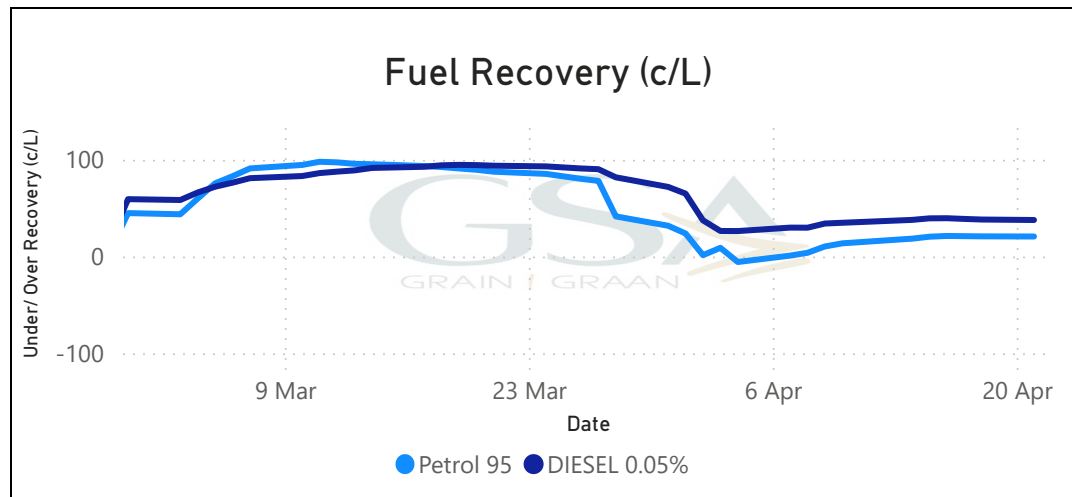
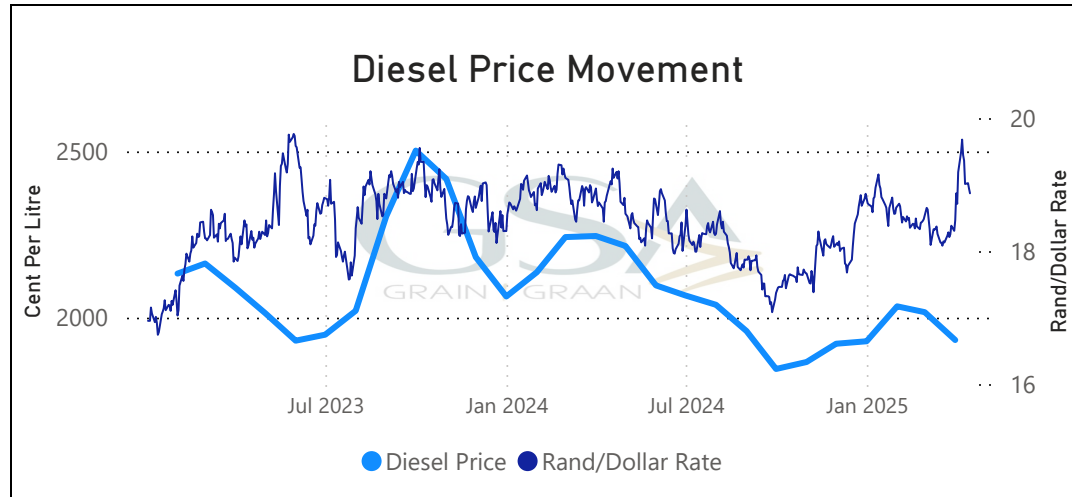


Potash

- Prices stable but tight supply persists:
- Brazil: CFR just under \$350/t but rising to \$370/t in new deals.
- Southern Africa: Stocks low, prices firming even in low demand season.
- Fresh arrivals expected end-April

MAANDELIKSE GROOTHANDEL BRANDSTOF PRYS

MONTHLY WHOLESALE FUEL PRICE



Current
Wholesale Diesel Price (R/L)

19,3225

Expected Price Change (c/L) as on
21 April

-37,66

The wholesale diesel price has been steadily decreasing, currently sitting at **R19,3225/litre**, with an expected further drop of **37,66 cents per litre** on 21 April. This decline follows a global decrease in crude oil prices, largely driven by concerns around the global economy and reduced energy demand due to trade tensions.

The value of the dollar decreased and the decline picking up pace following the announcement of a 90-day pause in trade tensions.

The bottom graph tracks the under- or over-recovery for both Petrol 95 and Diesel 0.05%. Over-recovery (above the zero line) suggests a potential price decrease. In the past few days leading up to 21 April 2025, diesel shows consistent over-recovery, supporting the expected price cut of 37,66 cents per litre.



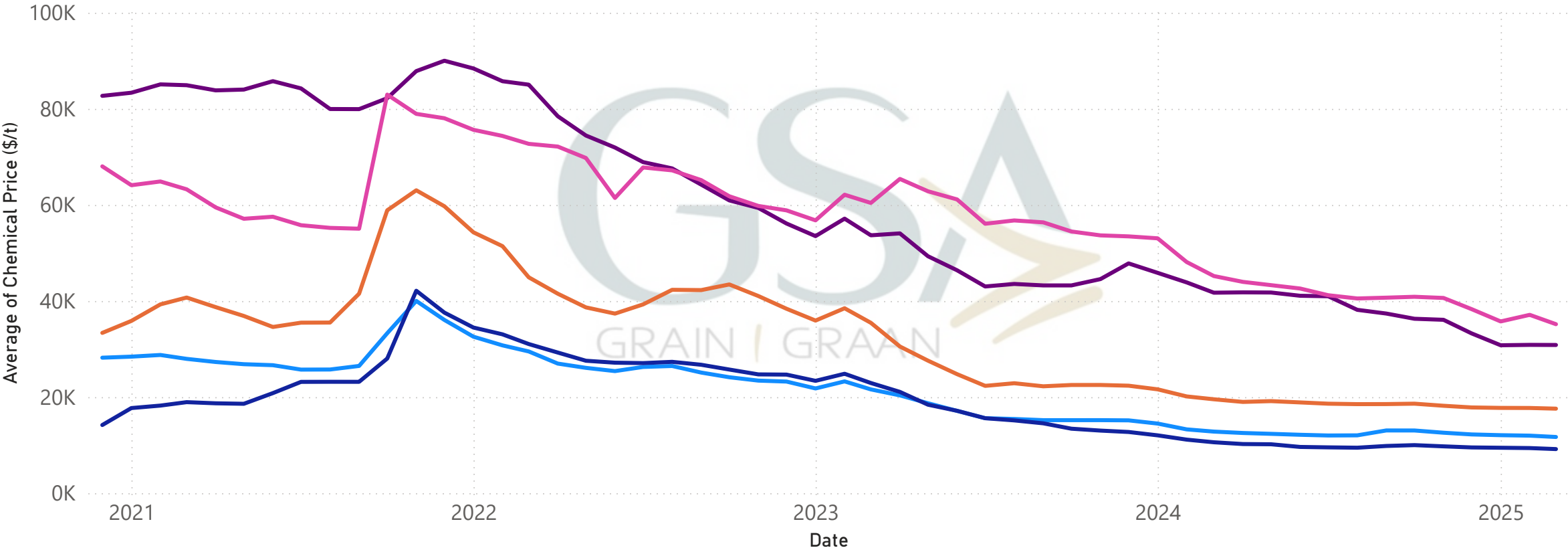
Chemikalieë Pryse/ Chemical Prices

Chemical Type	Current Month Ave Price	Previous Month Ave Price	Month on Month % Change	Previous Year Ave Price	Year on Year % Change
Insecticide	18 886,33	16 694,13	11,61%	16 989,18	11,17%
94% Cypermethrin technical	10 384,00	8 146,83	21,54%	6 849,60	51,60%
95% Lambda-cyhalothrin technical	15 401,77	13 578,05	11,84%	13 699,20	12,43%
98% Deltamethrin technical	53 731,97	47 523,18	11,56%	47 947,19	12,06%
97% Imidacloprid technical	9 896,16	9 021,65	8,84%	10 974,21	-9,82%
98% Carbofuran technical	14 007,94	12 796,66	8,65%	12 910,84	8,50%
95% Acetamiprid technical	9 896,16	9 098,43	8,06%	9 554,02	3,58%
Fungicide	18 500,16	18 895,35	-2,14%	22 616,38	-18,20%
97% Tebuconazole technical	6 559,93	6 334,35	3,44%	5 861,52	11,92%
96% Trifloxystrobin technical	30 836,84	30 859,21	-0,07%	41 720,29	-26,09%
96% Azoxystrobin technical	17 582,66	17 723,38	-0,80%	19 534,10	-9,99%
95% Propiconazole technical	9 168,56	9 379,95	-2,31%	10 586,89	-13,40%
95% Difenoconazole technical	11 687,67	11 964,88	-2,37%	12 807,55	-8,74%
97% Epoxiconazole technical	35 165,32	37 110,32	-5,53%	45 187,93	-22,18%
Herbicide	3 199,89	3 340,09	-4,38%	3 987,71	-19,76%
97% Atrazine technical	3 182,36	3 184,67	-0,07%	3 645,11	-12,70%
92% Acetochlor technical	2 723,71	2 725,69	-0,07%	3 393,07	-19,73%
97% Metolachlor technical	3 207,03	3 273,55	-2,07%	4 533,19	-29,25%
95% Glyphosate technical	3 247,61	3 319,71	-2,22%	3 602,64	-9,85%
95% Trifluralin technical	3 638,75	4 196,85	-15,34%	4 764,56	-23,63%
Total	14 136,38	13 543,37	4,19%	15 151,29	-6,70%



Swamdoders
Fungicides

Price Movements of Fungicides

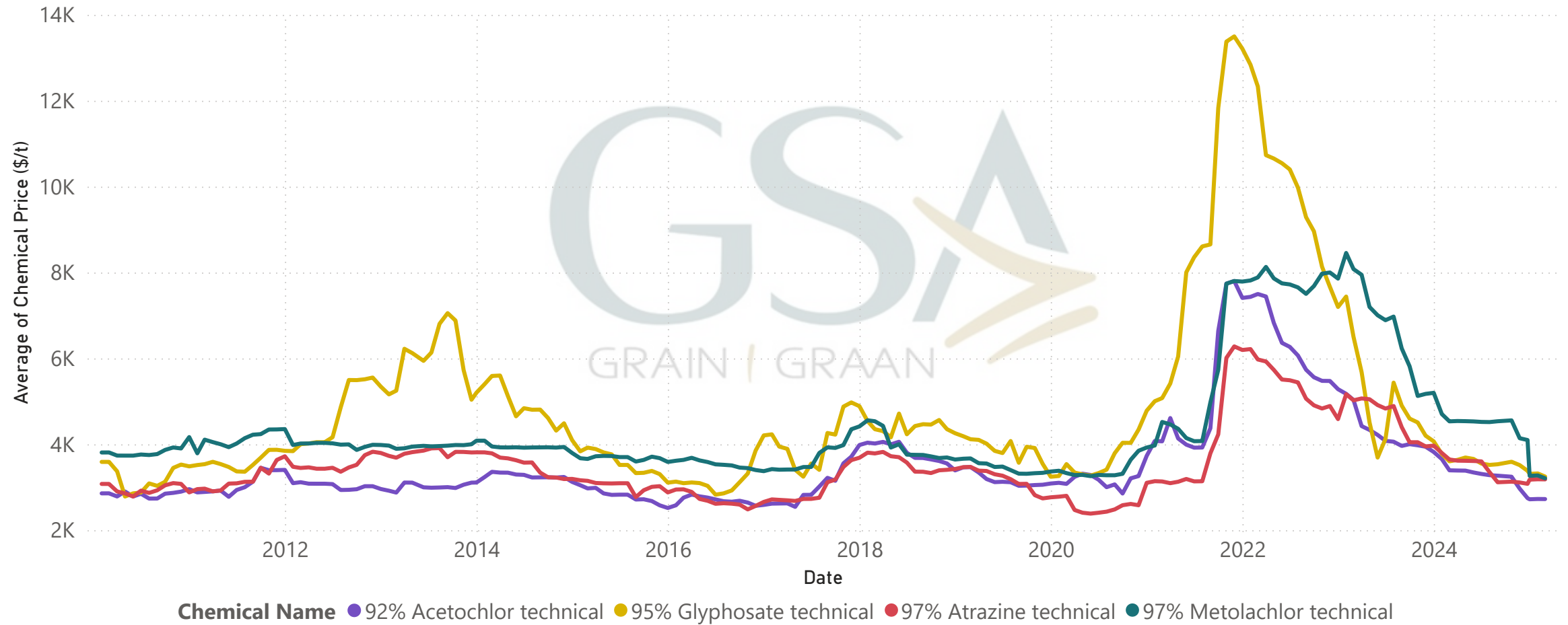


Chemical Name 95% Difenoconazole technical 95% Propiconazole technical 96% Azoxystrobin technical 96% Trifloxystrobin technical 97% Epoxiconazole technical



Onkruiddoders Herbicides

Price Movements of Herbicides

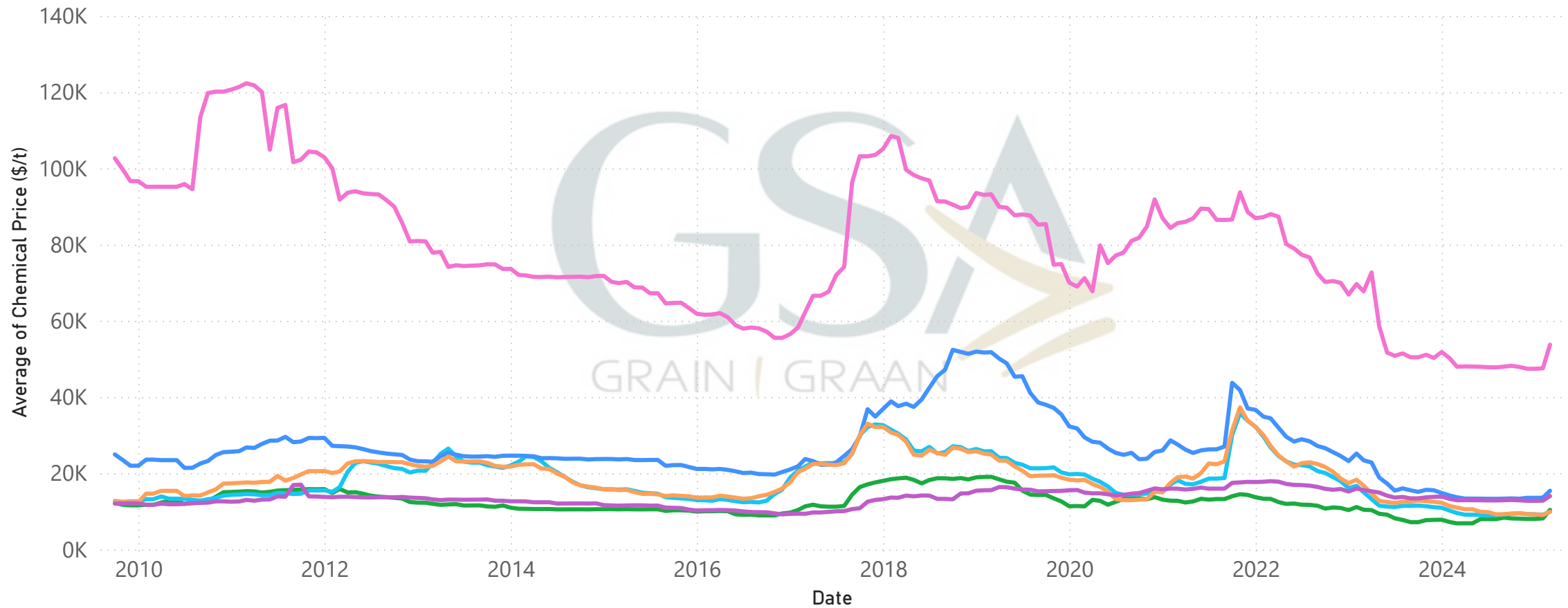


Chemical Name ● 92% Acetochlor technical ● 95% Glyphosate technical ● 97% Atrazine technical ● 97% Metolachlor technical



Onkruiddoders Herbicides

Price Movements of Insecticides



Chemical Name ● 94% Cypermethri... ● 95% Acetami... ● 95% Lambda-... ● 97% Imidacl... ● 98% Carb... ● 98% Delt...



DANKIE!

THANK YOU!

Vir enige navrae / for any queries:

Grain SA

Marguerite@grainsa.co.za/ GerhardB@grainsa.co.za/ Cathrine@grainsa.co.za

Disclaimer: The information herein has been obtained from various sources, the accuracy and/or completeness of which Grain SA does not guarantee and for which Grain SA accepts no liability. Any prices or levels contained herein are preliminary and indicative only and do not represent bids or offers. These indications are provided solely for your information and consideration