

UITVOERE/EXPORTS - 2021/22 Marketing season/ bemarkingseisoen
UIT SUID-AFRIKA/FROM SOUTH AFRICA

1 Mei 2021 tot 11-Apr-25

11-Apr-25
2

Remaining weeks in marketing year

WIT MELIES/WHITE MAIZE	2012/13	2013/14	2014/15	2015/16*	2016/17	2023/24	2024/25
Eswatini (Swaziland)	20 623	18 998	25 244	29 530	53 024	60 394	54 473
Lesotho	134 659	48 638	103 494	62 986	82 377	65 315	79 710
Mozambique	65 153	80 852	98 459	72 924	42 009	137 456	100 147
Zimbabwe	6 079	246 692	57 559	36 480	119 003	439 330	816 909
Namibia	66 225	151 185	85 106	102 384	80 634	176 127	203 862
Botswana	167 005	161 338	160 587	152 342	134 812	256 439	187 827
Mexico	819 965	190 097					
Angola		2 369					
Benin							
Brazil							
Cameroon		1 058					
Chad	1 462						
Congo							
Guinea							
Dar-es-Salaam							
Djibouti							
Ethiopia							
Ghana						4 018	
Kenya						67 792	
Korea (North)	50 247		5 565				
Iran							
Madagascar							
Malawi					2 827		
Mali	2 859						
Portugal							
Nigeria							
Italy	60 876						
Somalia							
Sudan							
Mauritius							
Qatar							
Senegal							
Spain							
Singapore							
Tanzania					10 105		
Albania							
Angola						105	
Honduras							
Guatemala						42 770	
Malaysia							
Togo							
Uganda							
Venezuela							
Zambia					288		137
TOTAAL	1 395 153	901 227	536 014	456 646	525 079	1 249 746	1 443 065

GEEL MELIES/YELLOW MAIZE	2012/13	2013/14	2014/15	2015/16*	2016/17	2023/24	2024/25
Lesotho	9 188	8 814	7 506	11 737	12 685	1 162	5 749
Mozambique	17 775	22 542	24 483	38 332	26 795	63 986	71 039
Eswatini (Swaziland)	56 570	40 838	45 076	52 128	69 373	83 625	87 393
Namibia	29 935	45 148	37 518	42 211	14 991	60 836	58 298
Botswana	36 214	44 427	30 126	59 739	69 607	45 667	102 453
Taiwan, Prov of China	81 080	168 680	679 185			463 086	
Japan	139 317	596 315	198 197			468 303	
China						111 513	
Angola		1 009	1 011				
Egipte							
Kuwait							
Cameroon		1 350	3 540				
Yemen							
Ghana						1 969	
North Korea				3 281			
South Korea	19 664	148 044	214 474	2 277	5 963		
Korea, Rep of						492 252	
Korea, Dem Peoples Rep							
Malaysia							
Mauritius							
Madagaskar	2 354	4 941					301
Nigeria		13 695					
Malawi						1 145	
Palau							
Portugal			52 499				
Qatar							
Saudi Arabia			55 959			4 720	4 022
Senegal							
Tanzania							
Zambia					132	72	1 356
Seychelles							
Spain							
Zimbabwe		27 206	3 617	197	89 594	189 462	428 136
Iran							
Italy			50 078				
Indonesia							
Vietnam						179 330	
Central African Republic				897			
TOTAAL/TOTAL	392 095	1 123 009	1 403 269	210 799	289 140	2 167 128	758 747

Exports/Uitvoere BLNS

	wit/white	geelyellow	Totaal
Botswana	243 807	11 468	255 275
Lesotho	51 700	325	52 025
Namibia	116 174	44 097	160 271
Swaziland	43 639	99 070	142 709
Totaal/Total	455 320	154 960	610 280

Exports-Africa vs Rest/Uitvoere- Afrika vs res

	wit/white	geelyellow	Totaal
Africa/Afrika (BLNS included/ingesluit)	532 952	214 392	747 344
Other than Africa/Ander as Afrika	174 382	2 652 412	2 826 794
Totaal/Total	707 334	2 866 804	3 574 138

Weeklikse gemid uitvoer tempo vir 2015/16. Weekly average export pace for 2015/16	Wit/white	Geelyellow	Totaal/Total
	15 399.46	29 534.02	44 933
Projeksie* vir 52 weke / Projection* for 52 weeks	800 772	1 535 769	2 336 541

*Reguittlyn / Straight line

White maize export projections

	Conservative	Likely (Note 1)	Optimistic
Projected total white maize exports for marketing season	2 000 000	2 650 000	2 700 000
Progressive white maize exports since 6 May 2016	769 973	769 973	769 973
Outstanding total	1 230 027	1 880 027	1 930 027
Remaining weeks	2	2	2
Weekly export pace needed to obtain projected total	615 014	940 014	965 014

1. Note: Likely scenario compares with Grain SA S&D number

2. Conservative and optimistic scenario is based on subjective opinion and/or regression estimate

Yellow maize export projections

	Conservative	Likely (Note 1)	Optimistic
Projected total yellowmaize exports for marketing season	1 400 000	1 600 000	1 800 000
Progressive yellow maize exports since 6 May 2016	1 476 701	1 476 701	210 799
Outstanding total	-76 701	123 299	1 589 201
Remaining weeks	2	2	2
Weekly export pace needed to obtain projected total	-38 351	61 650	794 601

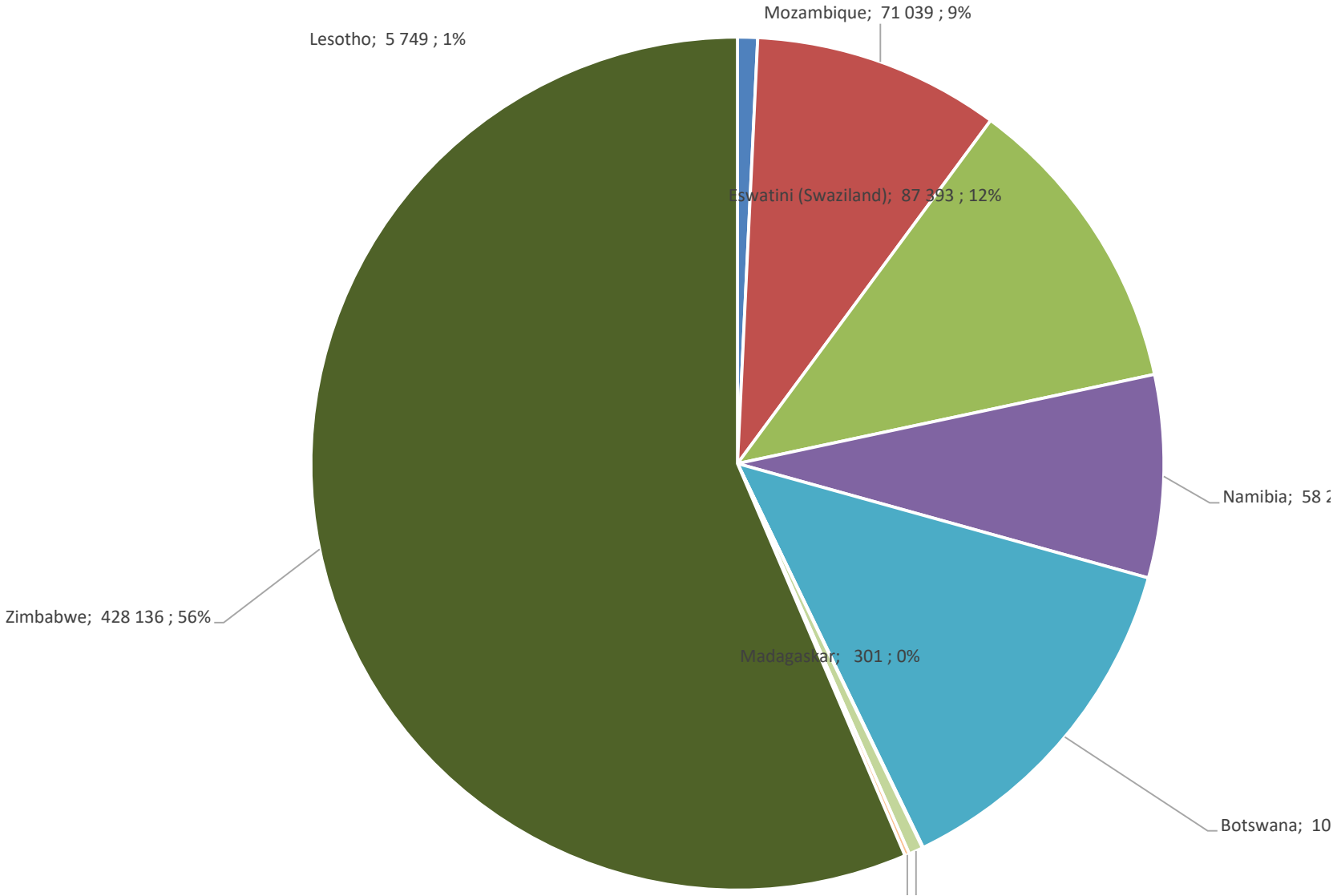
1. Note: Likely scenario compares with Grain SA S&D number

2. Conservative and optimistic scenario is based on subjective opinion and/or regression estimate

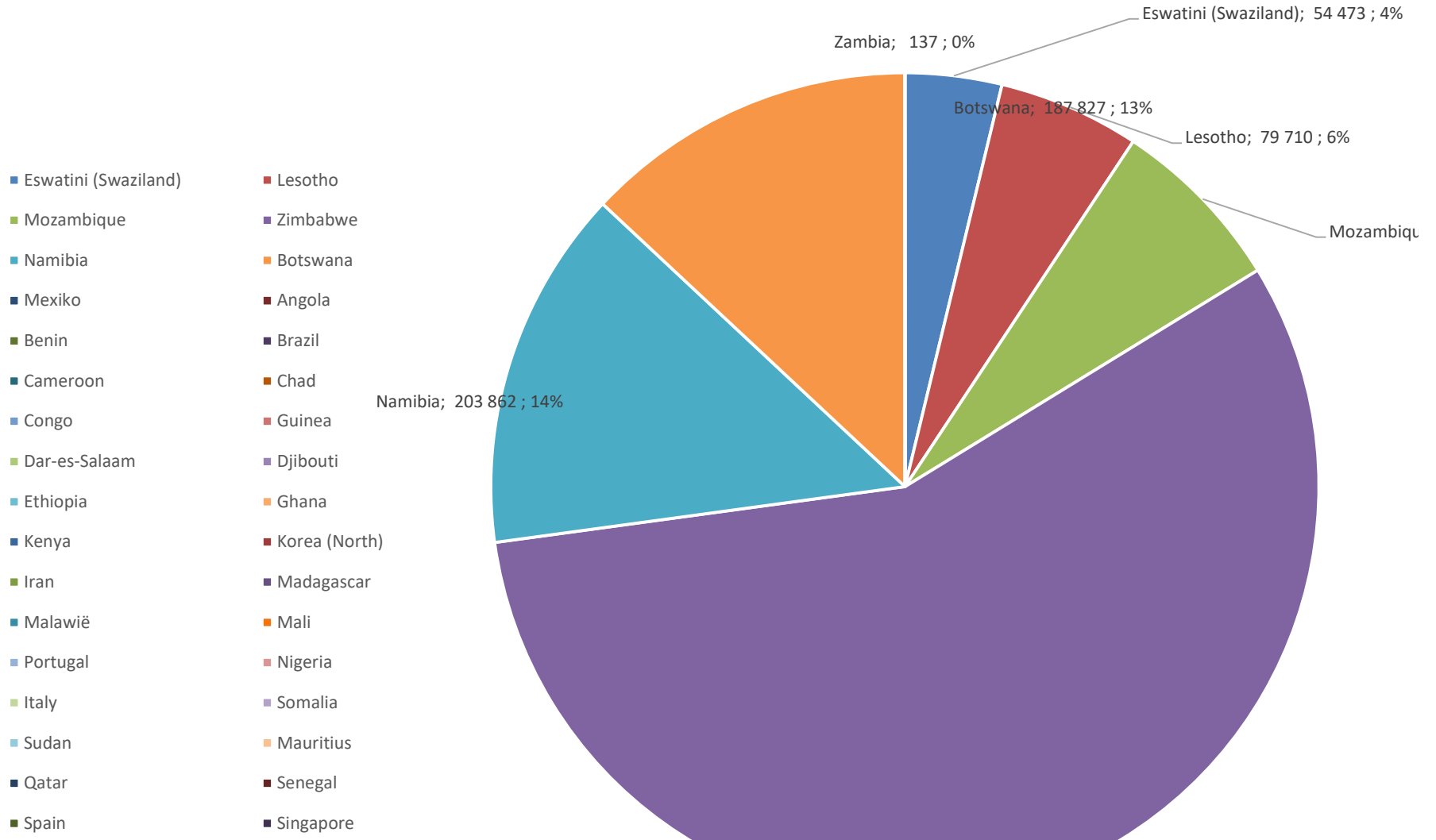
Total maize export projections

	Conservative	Likely	Optimistic
Projected total maize exports for marketing season	3 400 000	4 250 000	4 800 000
Progressive total maize exports since 6 May 2016	2 246 674	2 246 674	2 246 674
Outstanding total	1 153 326	2 003 326	2 253 326
Remaining weeks	2	2	2
Weekly export pace needed to obtain projected total	576 663	1 001 663	1 126 663

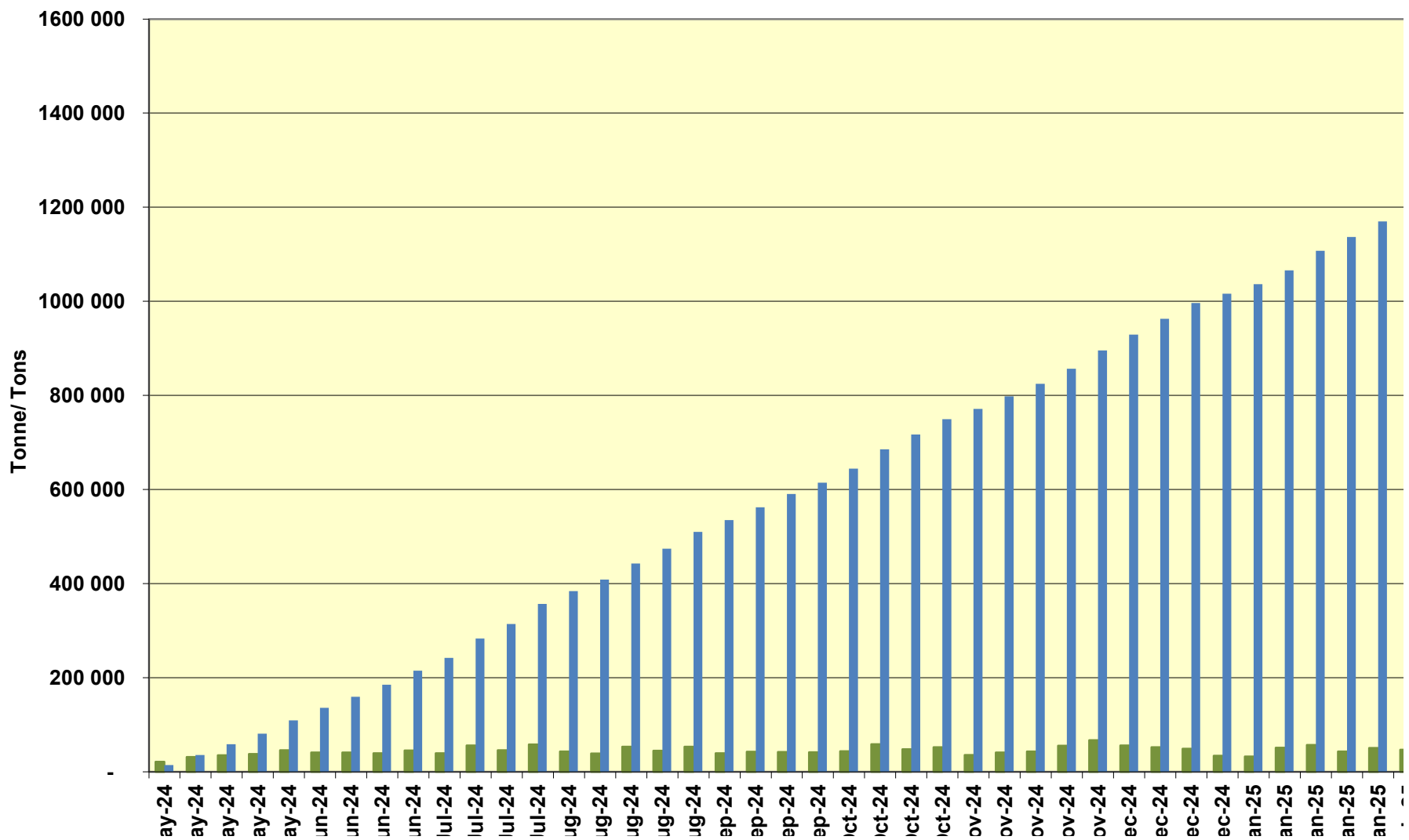
Yellow Maize Exports for 2024/25 (ton, %)



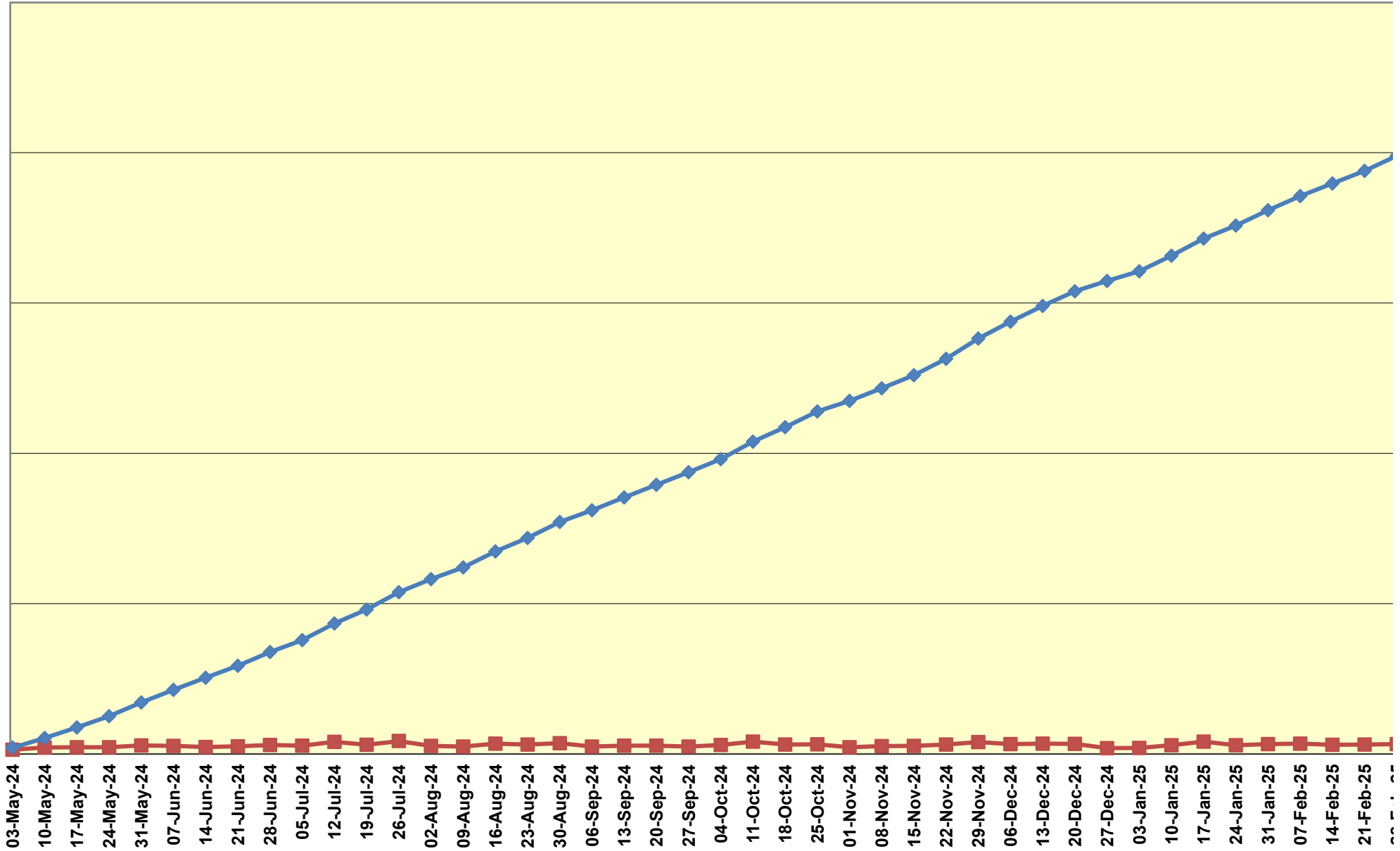
White Maize Exports for 2024/25 (ton, %)



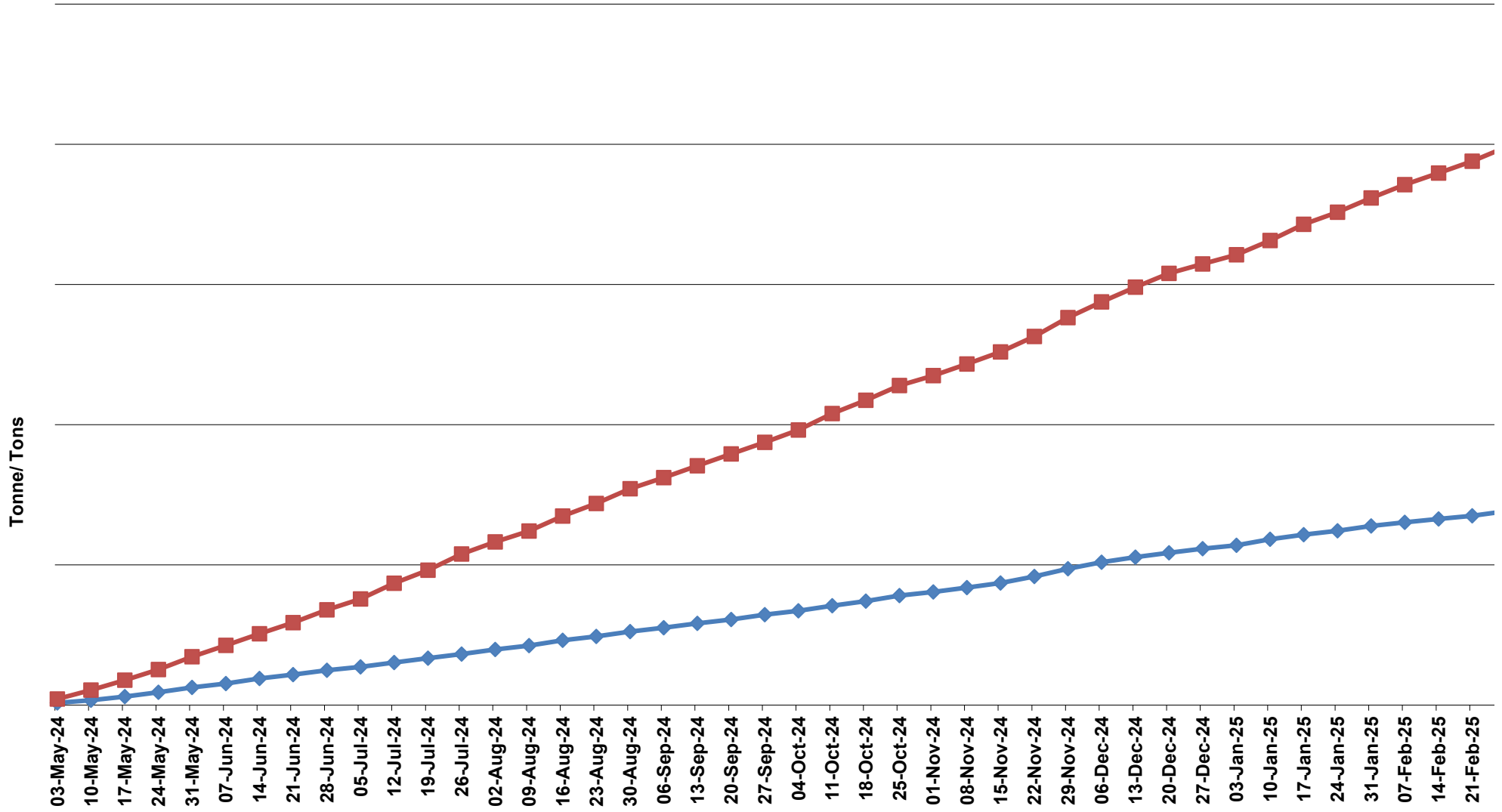
RSA Weeklikse mielie-uitvoere
RSA Weekly maize exports



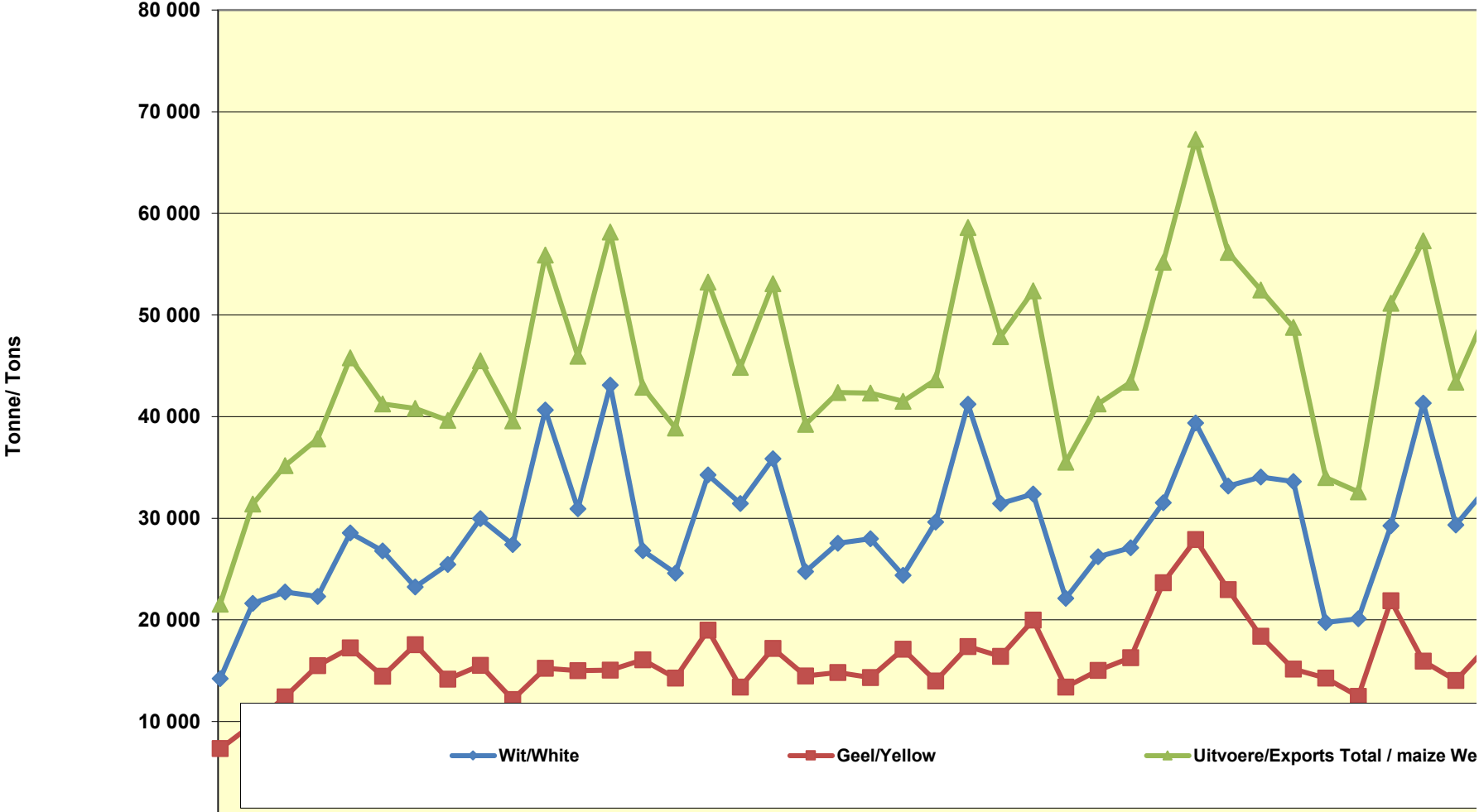
Cumulative Exports of White Maize for 2024/25



Cumulative Exports of Maize for 2023/24



**Cumulative Exports of Maize
2024/25 Bemarkingseisoen/ Marketing season**



Kumulatiewe Invoere van Mielies
Kumulative Imports of Maize
2024/25 Bemarkingseisoen/ Marketing season

